DENTQUIPO

DENTAL INSTRUMENT

Email:zs37712@gmail.com NTN:C4426672

Extracting Forceps - English Pattern

1006
Fig 19
upper wisdoms

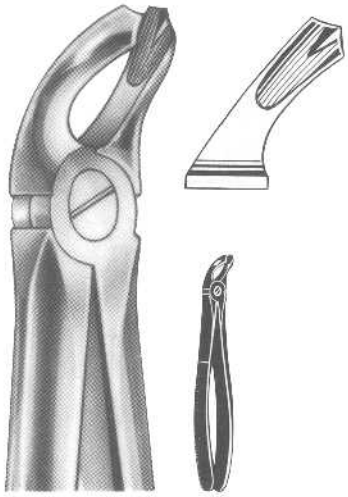

1007
Fig 20
lower wisdoms

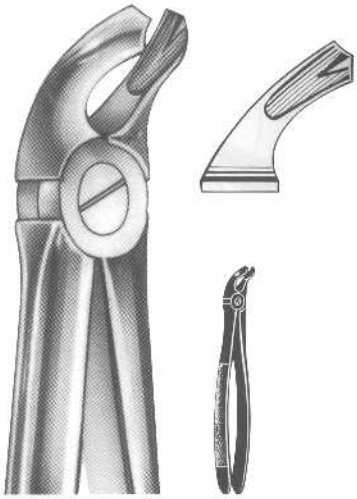

1008
Fig 21
lower molars

1009
Fig 22
lower molars

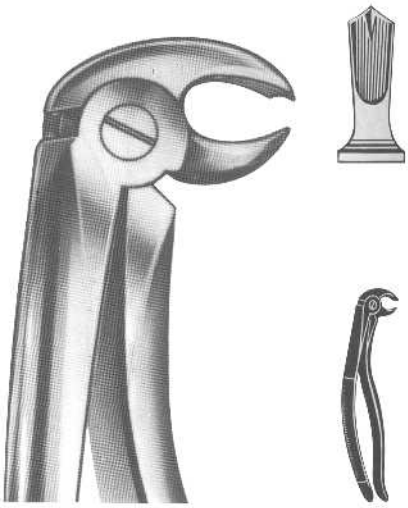

1010
Fig 22 A
Albrecht
lower molars

Extracting Forceps - English Pattern

1001
Fig 8
lower premolars

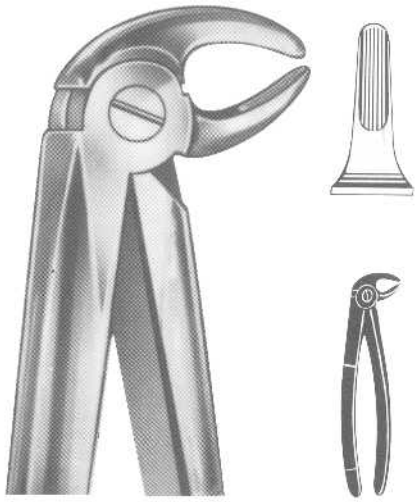

1002
Fig 13
lower premolars

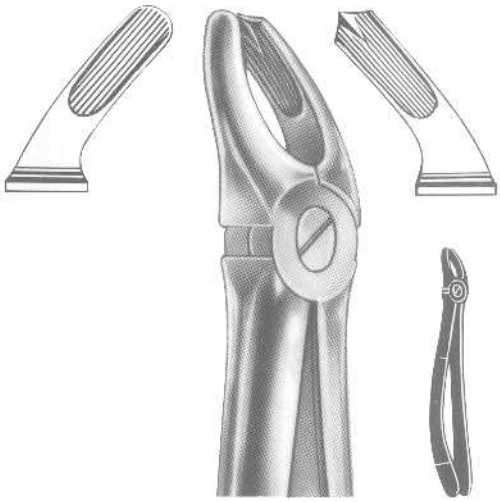

1003
Fig 17
upper molars, right

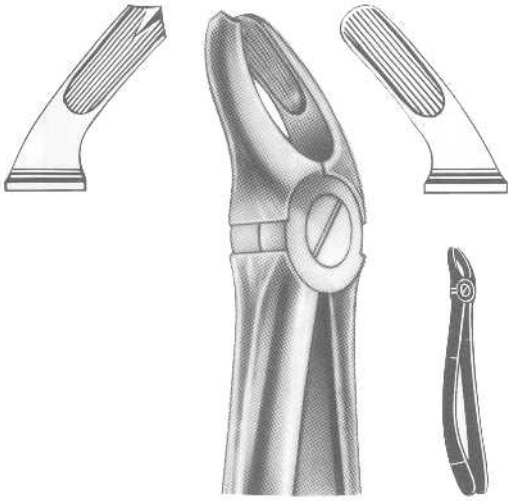

1004
Fig 18
upper molars, left

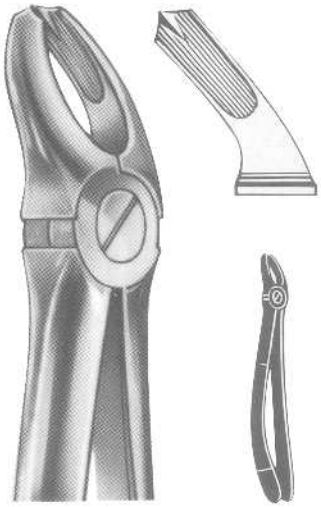

1005
Fig 18 A
upper molars

Extracting Forceps - English Pattern



1011
Fig 33 A
lower roots

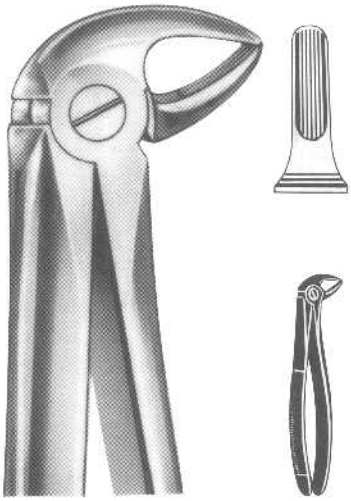

1012
Fig 33 B
lower roots

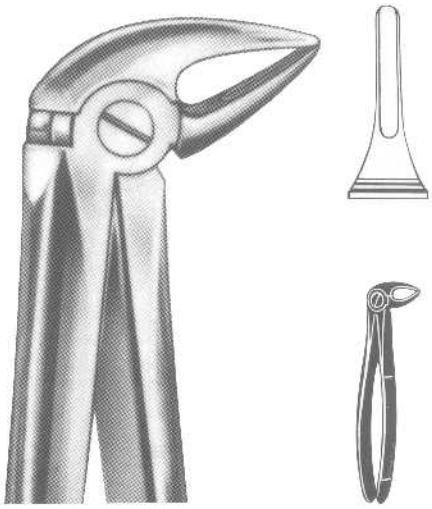

1013
Fig 33 L
lower roots

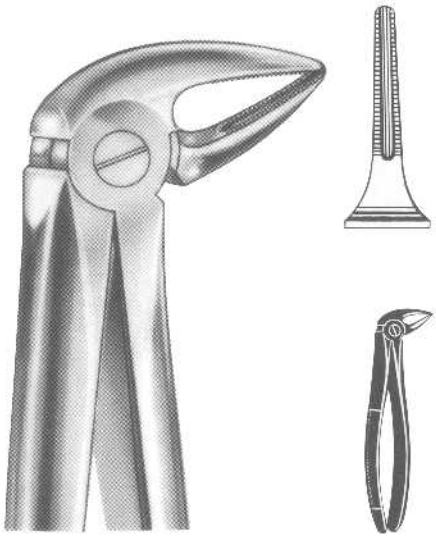

1014
Fig 33 L
lower roots

1015
Fig 33 S
lower roots, for children

Extracting Forceps - English Pattern

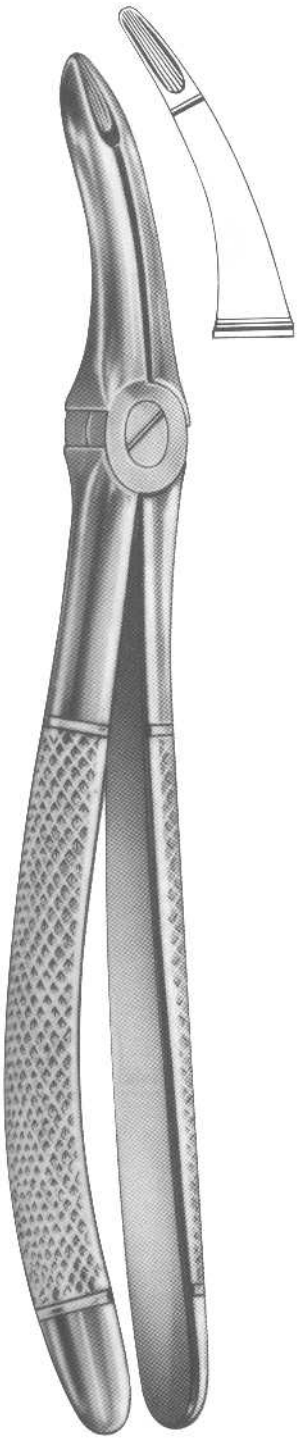

1016
Fig 44
upper roots

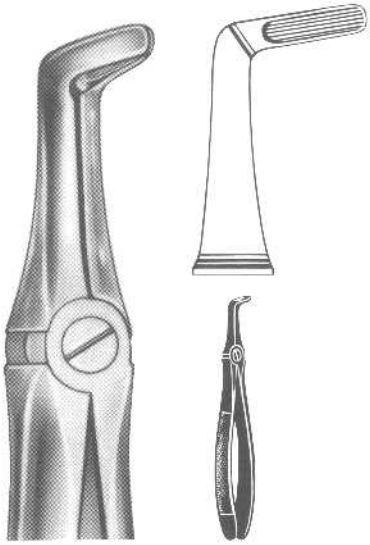

1017
Fig 45
lower roots

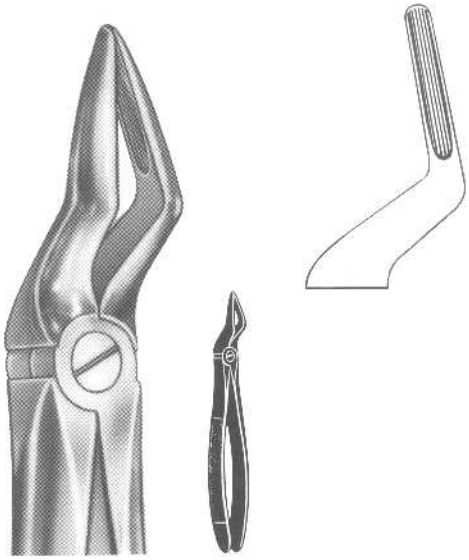

1018
Fig 12
upper roots

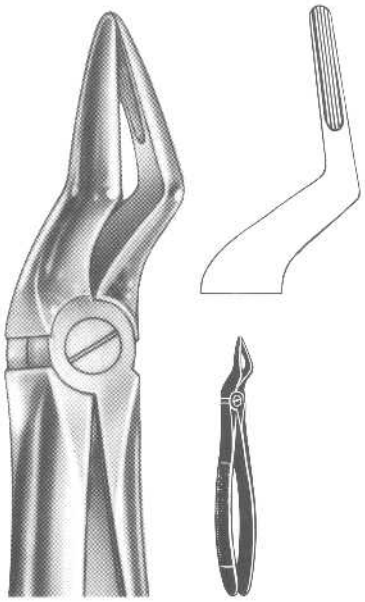

1019
Fig 51 A
upper roots

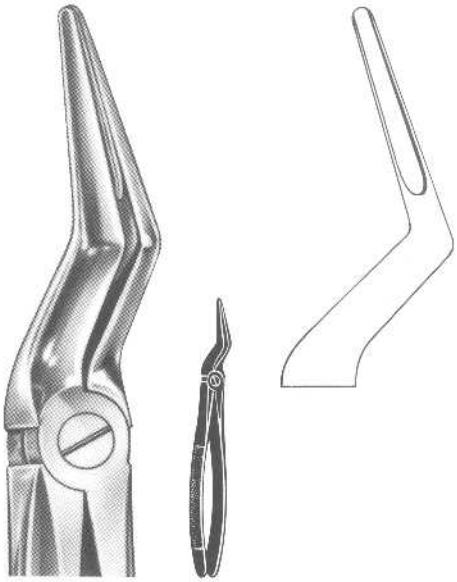

1020
Fig 51 L
upper roots

”Relax” - Extracting Forceps

Relax
1021
Fig 51
upper roots

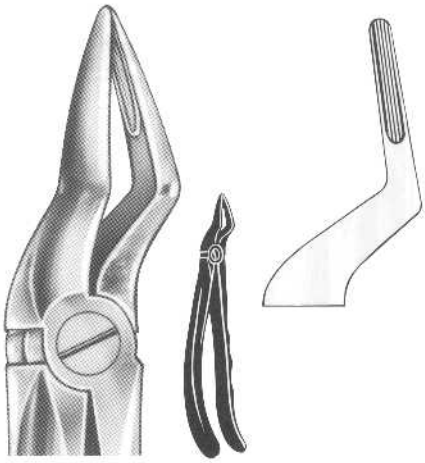

Relax
1022
Fig 51 A
upper roots

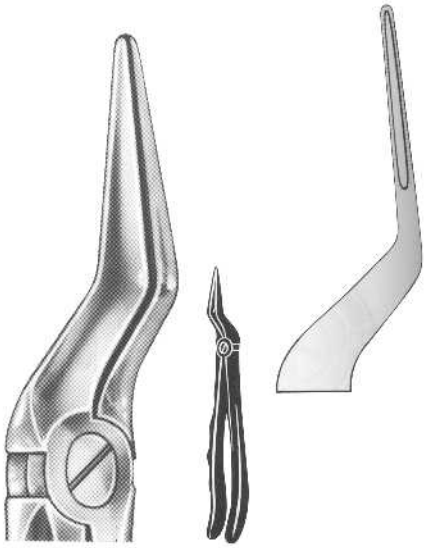

Relax
1023
Fig 51 L
upper roots

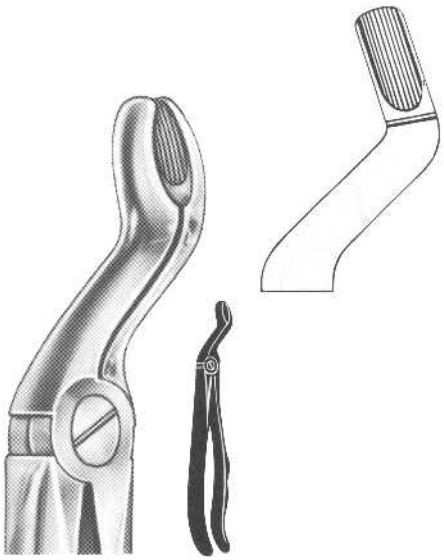

Relax
1024
Fig 67
upper wisdoms

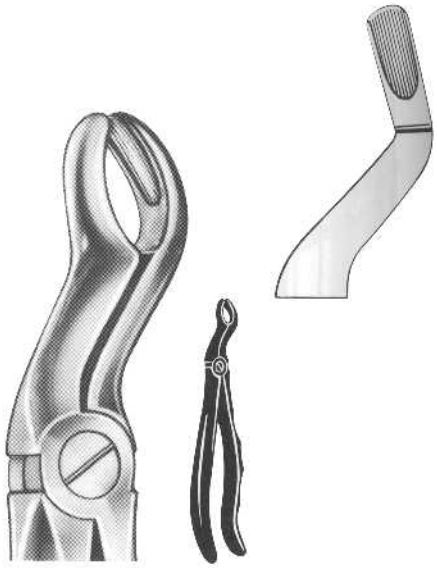

Relax
1025
Fig 67 A
upper wisdoms

Extracting Forceps For Children - English Pattern

1026
Fig 37
Upper incisors

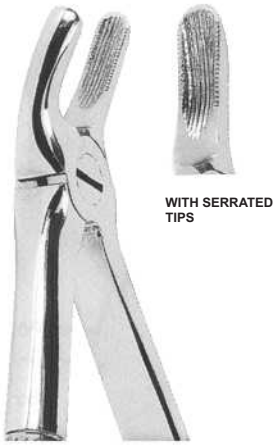

1027
Fig 39
Upper molars

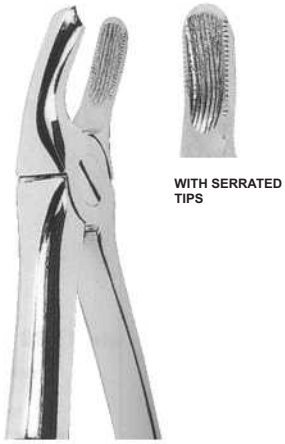

1028
Fig 39 R
Upper molars, right

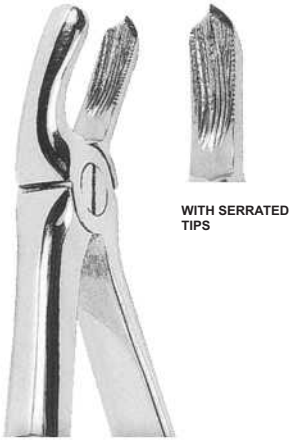

1029
Fig 39 L
Upper molars, left

1030
Fig 515
Upper roots

Extracting Forceps For Children, English Pattern

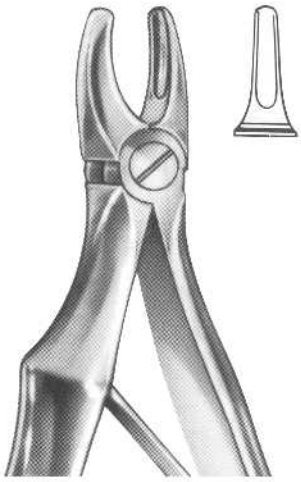

Klein
1032
Fig 137
upper incisors

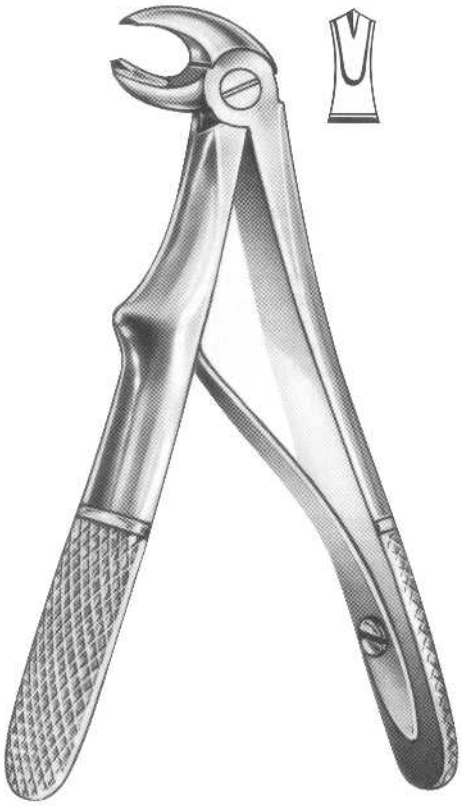

Klein
1031
Fig 6
lower molars

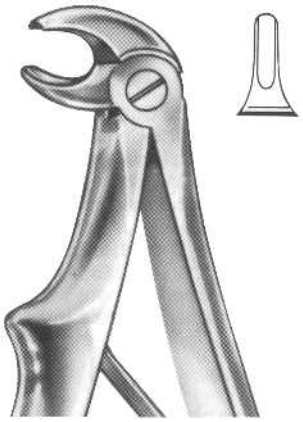

Klein
1033
Fig 5
lower incisors

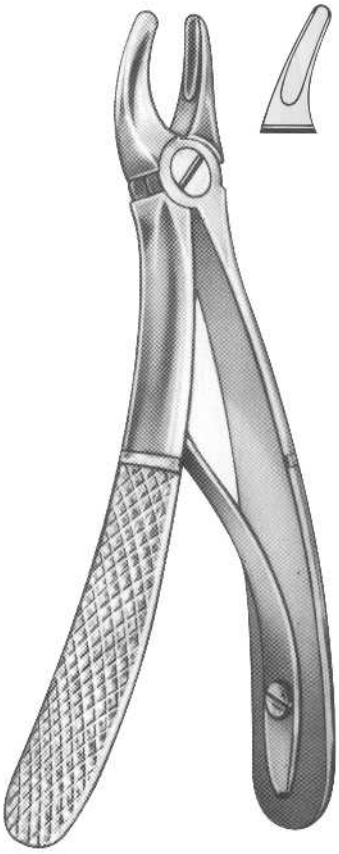

Klein
1034
Fig 139
uper premolars

Extracting Forceps - English Pattern

1035
Fig 43 A
Fractured or decayed
upper teeth

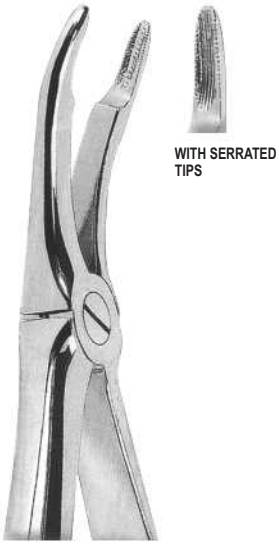

1036
Fig 44
Upper roots



1037
Fig 45
Lower roots

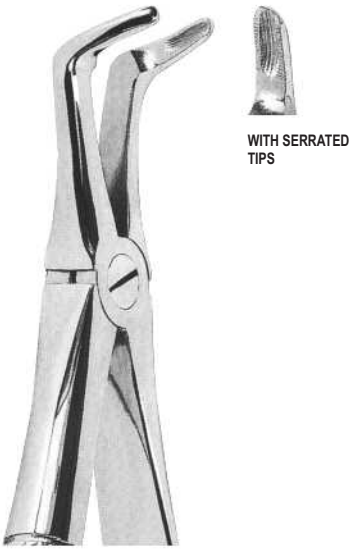

1038
Fig 46
Lower roots



1039
Fig 46 L
Lower roots

Extracting Forceps - English Pattern

1050
Fig 59
Lower roots

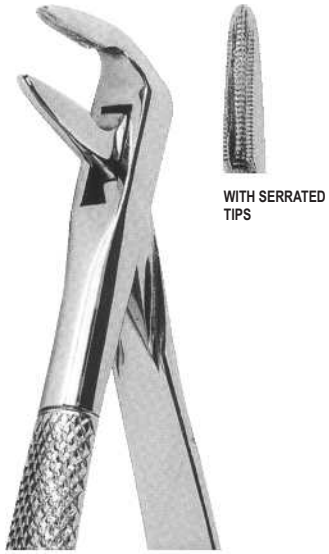

1051
Fig 59 L
Lower incisor
roots

1052
Fig 60
Lower roots

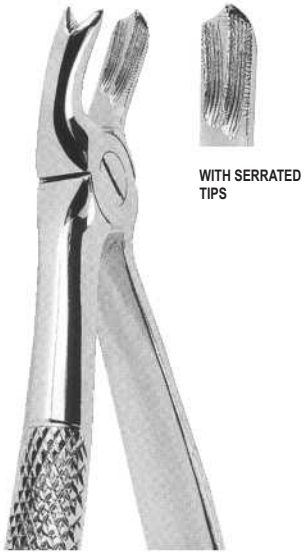

1053
Fig 65 L
Upper molars, left



1054
Fig 65 R
Upper molars, right

Extracting Forceps - English Pattern

1055
Fig 66 L
Upper molars, left

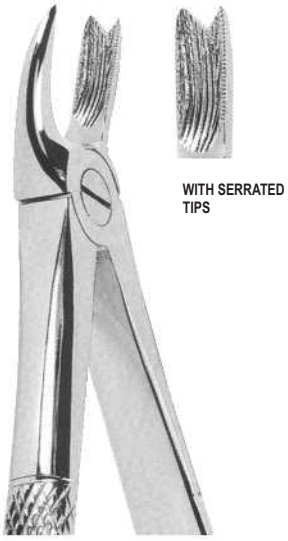

1056
Fig 66 R
Upper molars, right

1057
Fig 67
Upper thire molars



1058
Fig 67 A
Upper third molars

1059
Fig 68
Lower roots

Extracting Forceps - English Pattern

1060
Fig 67½ L
Upper third molars, left

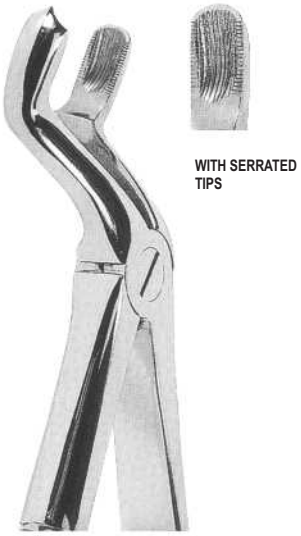

1061
Fig 67½ R
Upper third molars,right

1062
Fig 73
Lower molars

1063
Fig 74
Lower roots

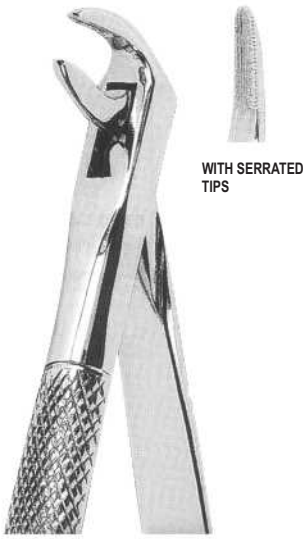

1064
Fig 74 M
Lower roots

1065
Fig 74 N
Lower roots



1066
Fig 75
Lower canines and premolars



1067
Fig 79
Lower third molars

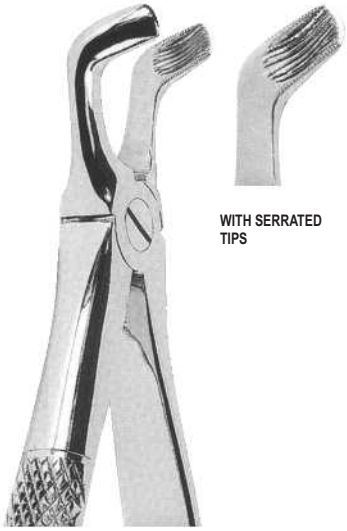

1068
Fig 79 A
Lower third molars

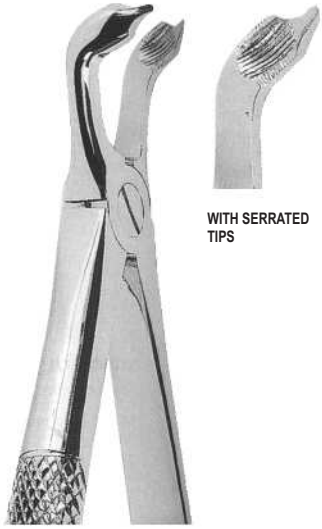

1069
Fig 79 C
Lower third molars



1070
Fig 86 W
Lower third molars

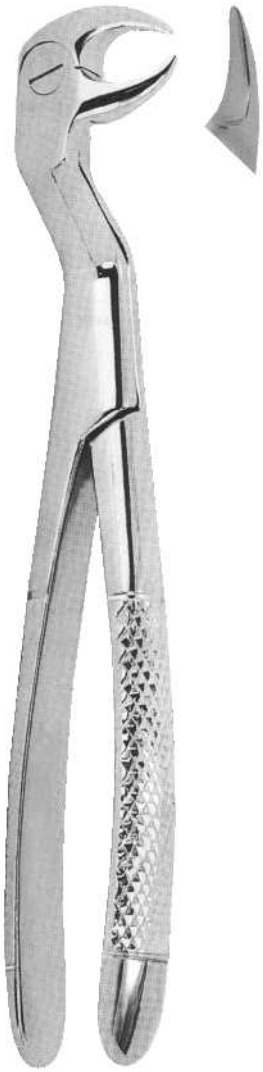

1071
Fig 86½ L
Lower third molars,left

1072
Fig 86½ R
Lower third molars, right

1073
Fig 86 C
Lower molars

Extracting Forceps - English Pattern

1074
Fig 87
Lower decayed molars
or broken-down crowns

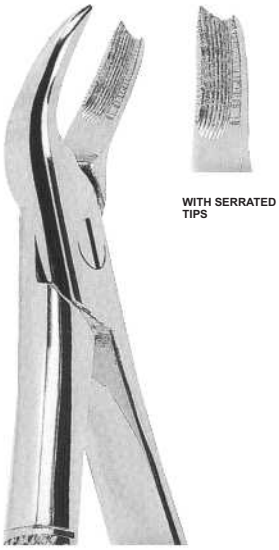

1075
Fig 89
Upper molars,right



1076
Fig 90
Upper molars,left

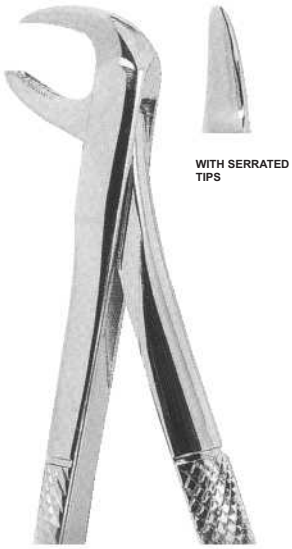

1077
Fig 99
Broken-down lower molars

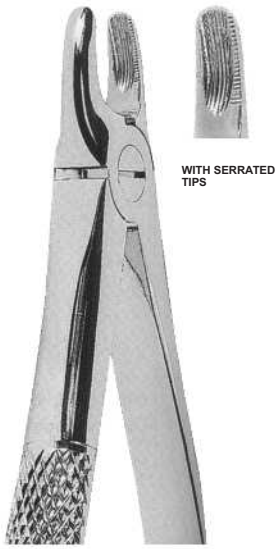

1078
Fig 107
Upper canines

Extracting Forceps - English Pattern

1079
Fig 121
Upper third molars

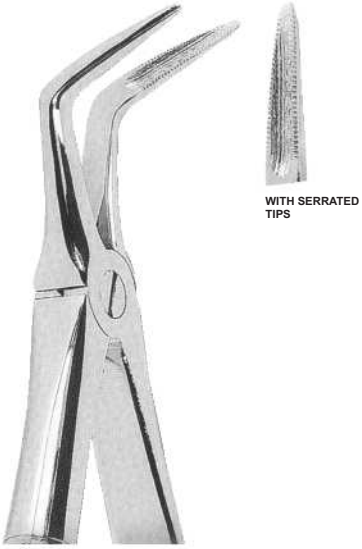

1080
Fig 145
Lower roots

1081
Fig 151½
Upper roots

1082
Fig 166
Universal extracting forceps for upper teeth, in particular molars and premolars

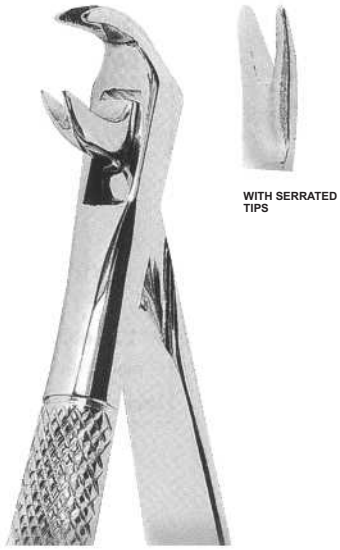

1083
Fig 167
Universal extracting forceps for lower teeth, in particular molars and premolars

Extracting Forceps - English Pattern

1084
Fig 168
Upper canines



1085
Fig 169
Lower canines

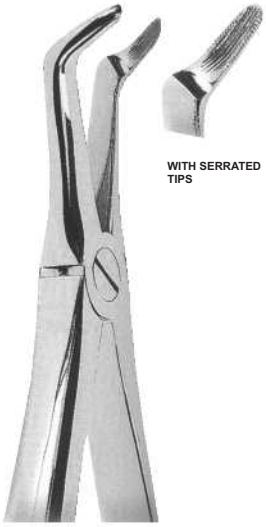

1086
Fig 346
Lower roots

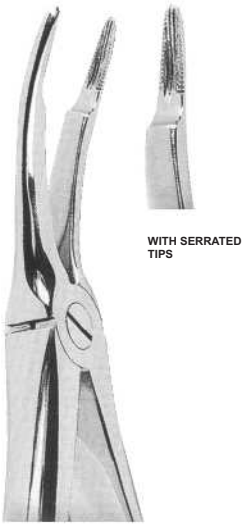

1087
Fig 349
Upper roots



1088
Fig 359
Lower roots

Extracting Forceps - Mead Pattern

1089
Fig 1
Universal extracting forcep for upper incisors and canines

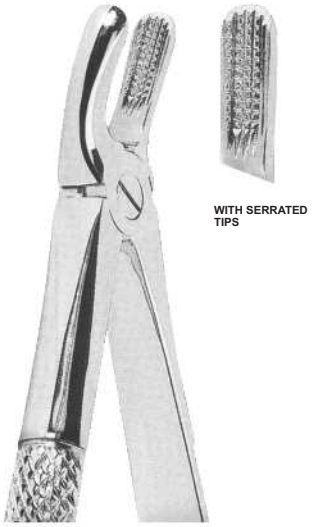

1090
Fig 2
Upper molars

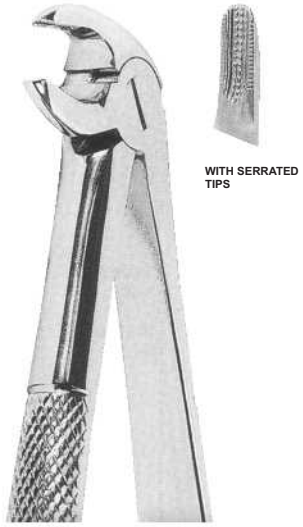

1091
Fig 3
Lower incisors, premolar and roots

1092
Fig 4
Lower molars

Extracting Forceps With Anatomically Shaped Handle

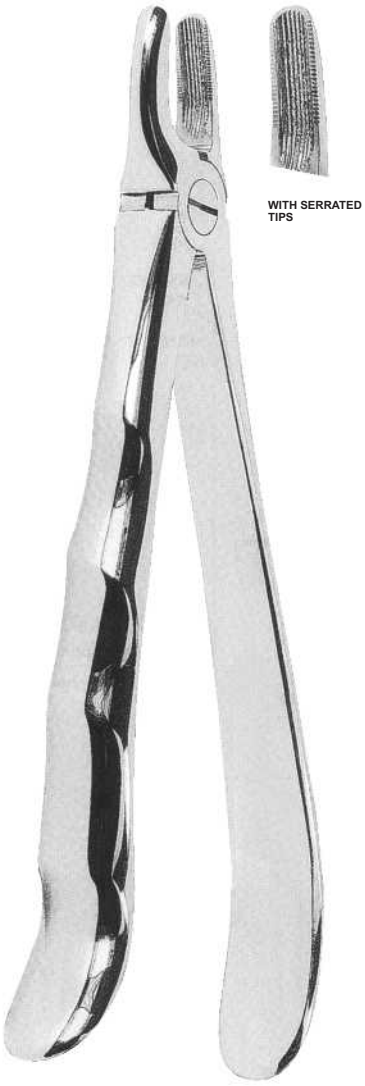

1093
Fig 1
Upper incisors
and canines

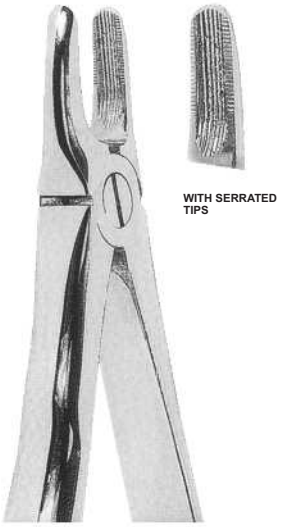

1094
Fig 2
Upper incisors
and canines



1095
Fig 4
Lower incisors
and canines

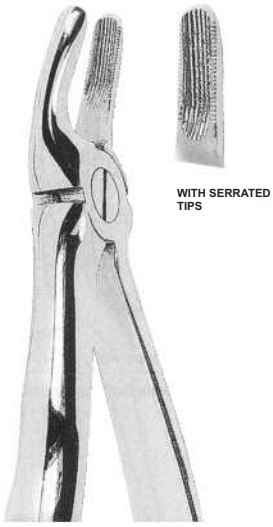

1096
Fig 7
Upper premolars

1097
Fig 13
Lower premolars

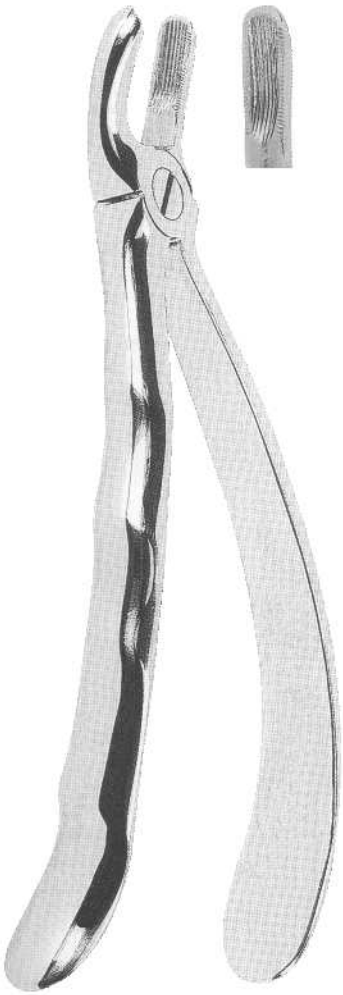

1098
Fig 17
Upper molars, right

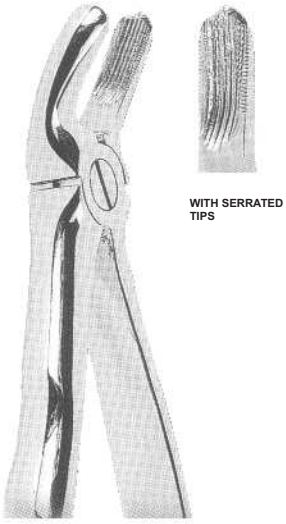

1099
Fig 18
Upper molars, left

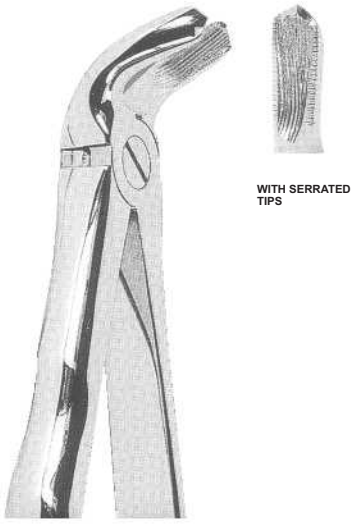

1100
Fig 21
Lower molars

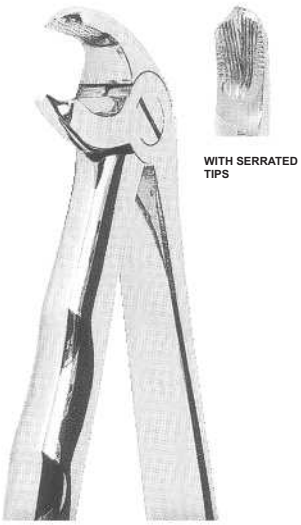

1101
Fig 22
Lower molars

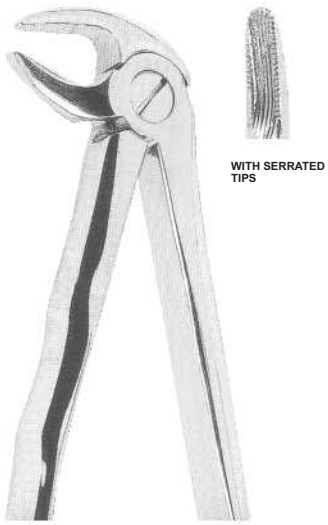

1102
Fig 33
Lower roots

Extracting Forceps With Anatomically Shaped Handle

1110
Fig 89
Upper molars, right



1111
Fig 90
Upper molars, left

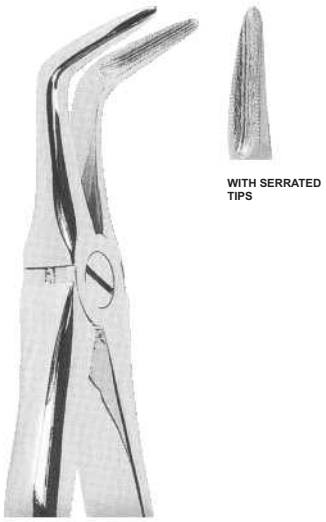

1112
Fig 145
Lower roots

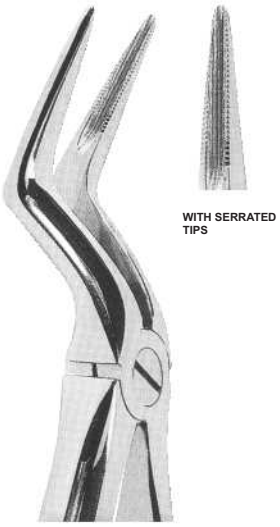

1113
Fig 151 ½
Upper roots

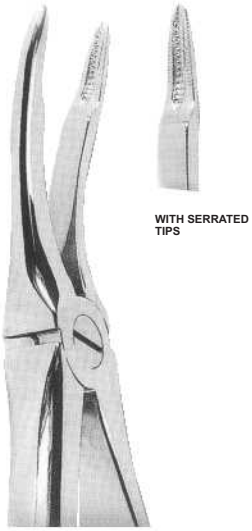

1114
Fig 349
Upper roots

Extracting Forceps With Anatomically Shaped Handle

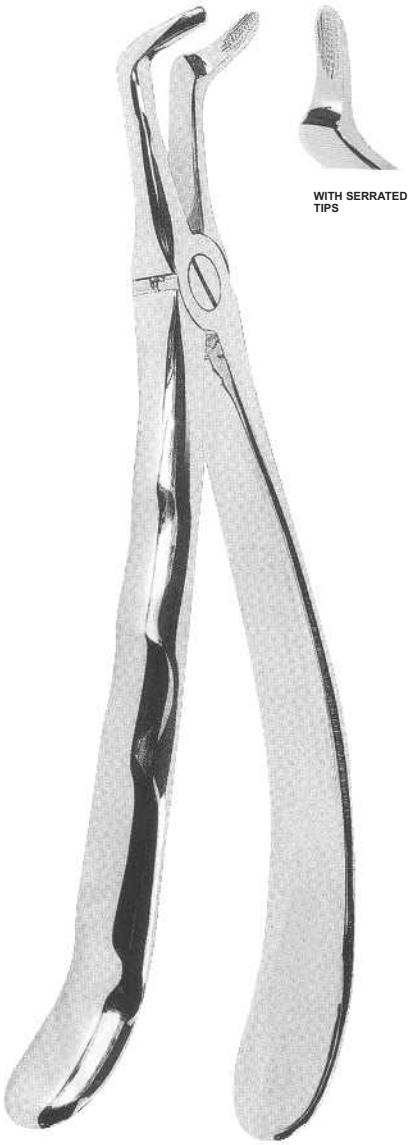

1103
Fig 45
Lower roots

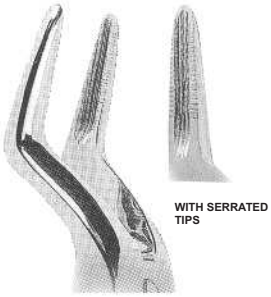

1104
Fig 51 A
Upper roots

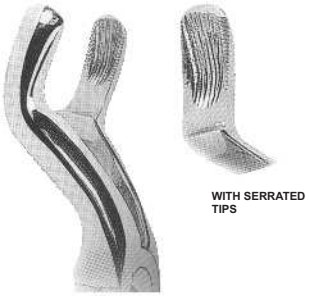

1105
Fig 67 A
Upper third molars



1106
Fig 74
Lower roots

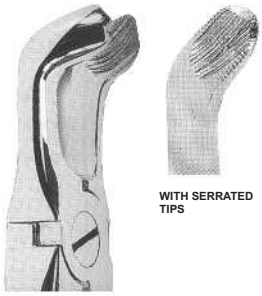

1107
Fig 79
Lower third molars

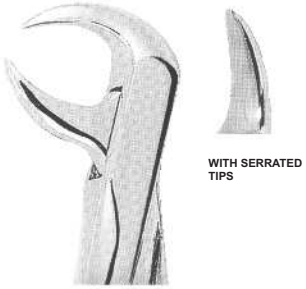

1108
Fig 86 C
Lower molars

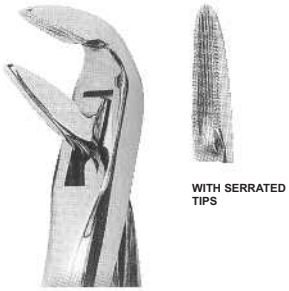

1109
Fig 359
Lower roots

1115
Fig 5
Lower third molars

1116
Fig 6
Separating forcep

1117
Fig 105
Upper molars

1118
Fig 16
Lower molars



1119
Fig 17
Lower molars

Extracting Forceps - American Pattern

1120
Fig 18 L
Upper molars, left



1121
Fig 18 R
Upper molars, right

1122
Fig 23
Lower molars



1123
Fig 53 R
Upper molars, right

1124
Fig 53 L
Upper molars, left

1125
Fig 65
Upper incisors and roots



1126
Fig 69
Upper and lower roots



1127
Fig 88 R
Upper molars, right

1128
Fig 88 L
Upper molars, left

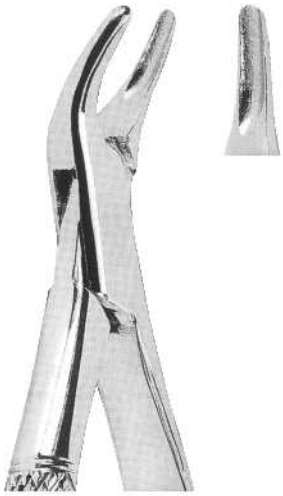

1129
Fig 101
Deciduous teeth

Extracting Forceps - American Pattern

1130
Fig 150
Upper incisors, premolars, roots



1131
Fig 150 S
Upper teeth (for children)



1132
Fig 151
Upper incisors, premolars, roots

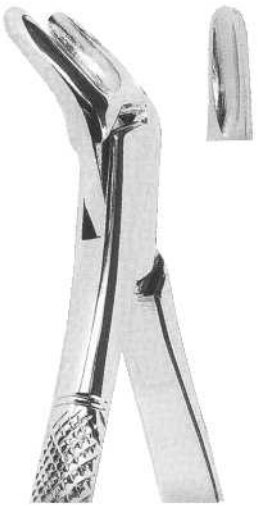

1133
Fig 151S
Lower teeth (for children)

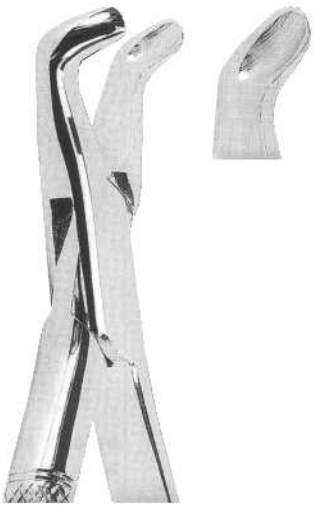

1134
Fig 222
Lower third molars

Extracting Forceps - American Pattern

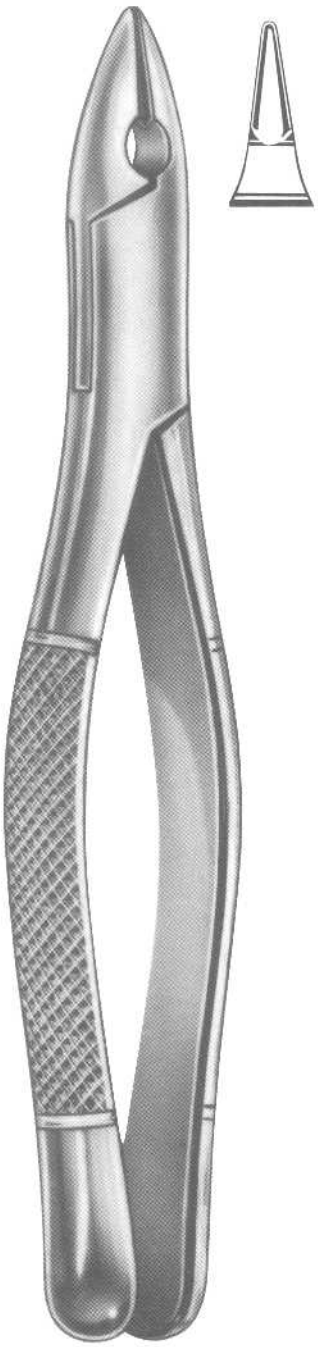

1135
Fig 1
upper incisors and bicuspids

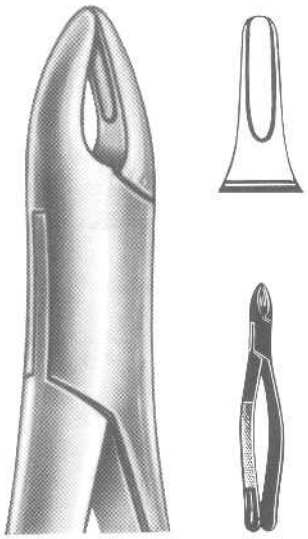

1136
Fig 1 B
upper roots, anterior

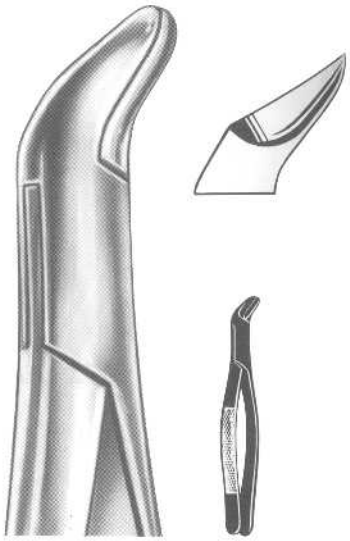

Physick
1137
Fig 5
lower wisdoms

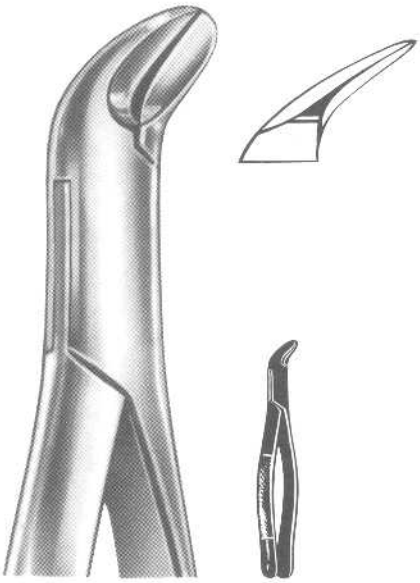

1138
Fig 6
lower molars, splitting forceps

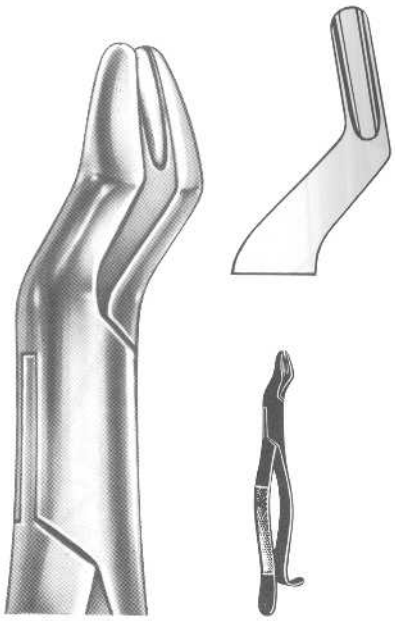

1139
Fig 10 H
upper molars

Extracting Forceps For Children - English Pattern

1140
Fig 135
Lower premolars

1141
Fig 225
Lower molars

1142
Fig 305
Upper incisors
and roots

1143
Fig 33 S
Lower roots



1144
Fig 38
Lower incisors
and canines

Extracting Forceps For Children - Klein Pattern

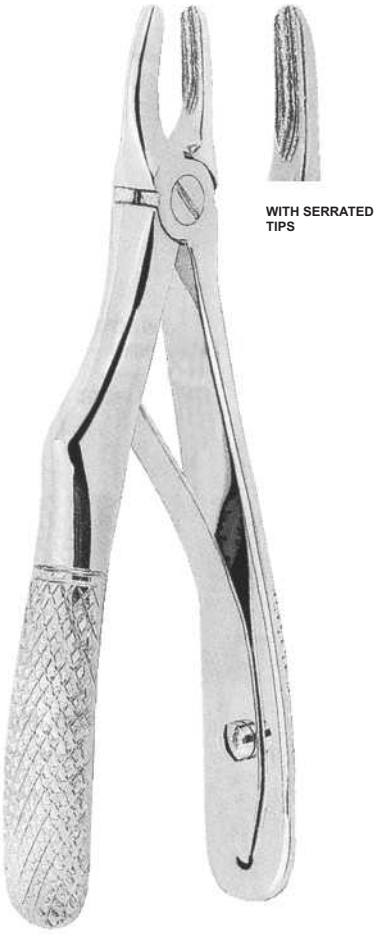

1145
Fig 1
Upper incisors



1146
Fig 2
Upper permolars

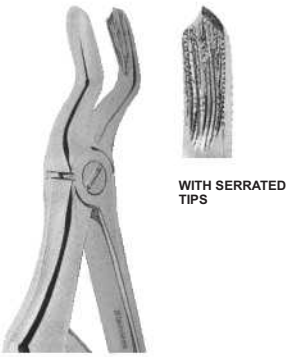

1147
Fig 3
Upper molars

1148
Fig 4
Upper roots

1149
Fig 5
Lower incisors

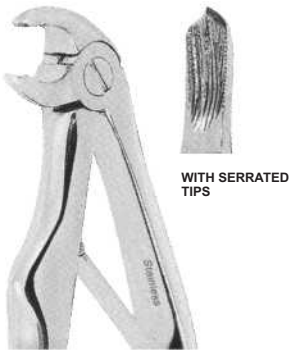

1150
Fig 6
Lower molars

1151
Fig 7
Lower roots

Root Splinter Extracting Forceps

1152
Fig 1
Lower roots

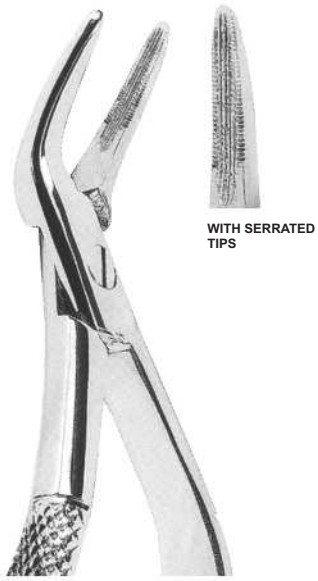

1153
Fig 2
Upper roots

1154
Fig 1
Roots fragments

1155
Fig 2
Roots fragments

Root Elevators

lower jaw, left side

1200

lower jaw, right side

1201

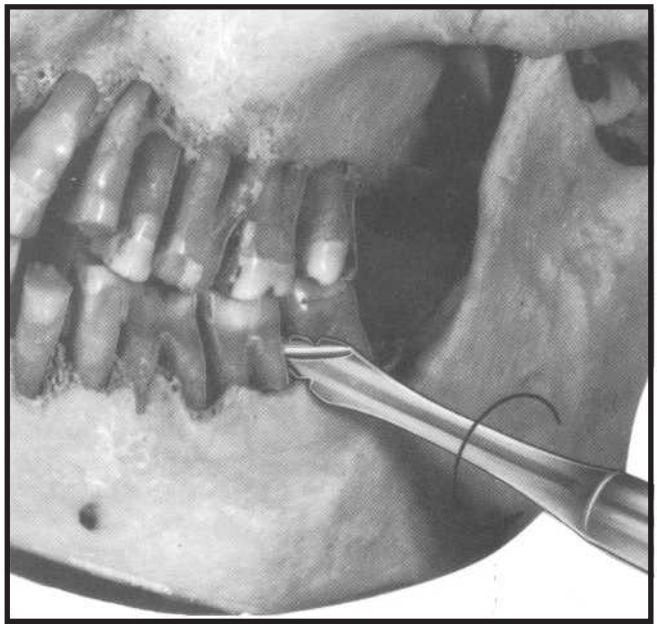

Root elevator, spiral-shaped, for extremely facilitated extraction of the molars in the lower jaw. The slender, conical points allow deep penetration between tooth and gum. Owing to the hook-shaped working parts, slipping of the elevator is avoided.

Root Elevators

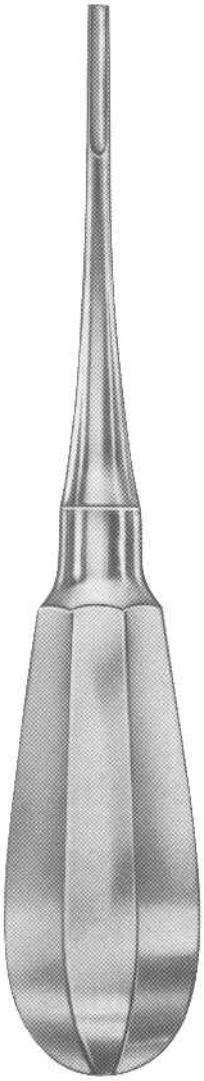

Bein

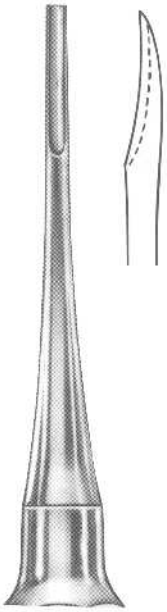

Bein
1202
Fig 1



Bein
1203
Fig 2



Bein
1204
Fig 0

Bein
1205
Fig 3

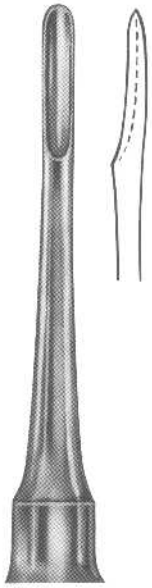

Bein
1206
Fig 4



Bein
1207
Fig 5



Bein
1208
Fig 6

Root Elevators



Seldin

Seldin
1209
Fig 1L

Seldin
1210
Fig 1R

Seldin
1211
Fig 2

Seldin
1212
Fig 3

Seldin
1213
Fig 4L

Seldin
1214
Fig 4R

Root Elevators

Cryer
1215
Fig 3

Cryer
1216
Fig 4

Cryer
1217
Fig 12

Cryer
1218
Fig 27

Cryer
1219
Fig 28

Cryer
1220
Fig 27 S



Cryer
1221
Fig 28 S

Root Elevators

Apical

Apical
1222
Fig 1

Apical
1223
Fig 2

Apical
1224
Fig 3

Apical
1225
Fig 4

Root Elevators

Cryer

Cryer
1226
Fig 1

Cryer
1227
Fig 2



Coupland



Coupland
1228
Fig 1

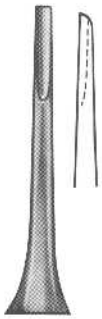

Coupland
1229
Fig 2

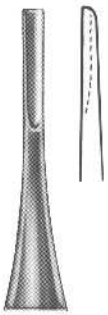

Coupland
1230
Fig 3

Root Elevators



1231
Fig 1



1232
Fig 2

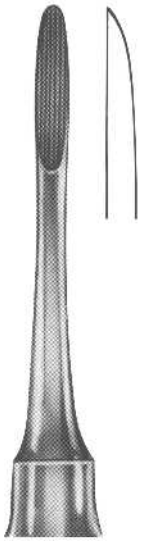

1233
Fig 3



Flohr
1234
Fig 1

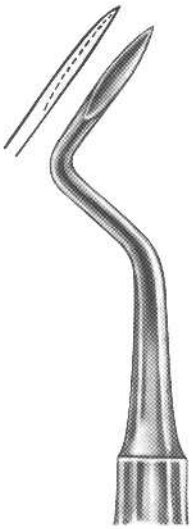

Flohr
1235
Fig 2

Flohr
1236
Fig 3

Root Elevators

Kopp 1237
Fig 1

Kopp 1238
Fig 2

Kopp 1243
Fig 1

Kopp 1244
Fig 2

Kopp

Kopp 1239
Fig 3

Kopp 1240
Fig 4

Kopp 1245
Fig 3

Kopp 1246
Fig 4

Kopp 1241
Fig 5

Kopp 1242
Fig 6

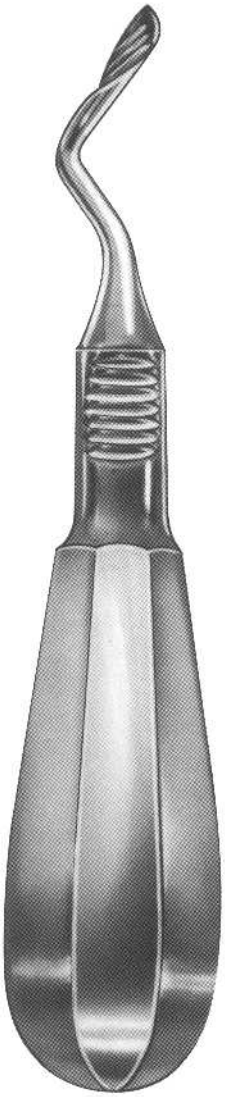

Kopp

Root Elevators

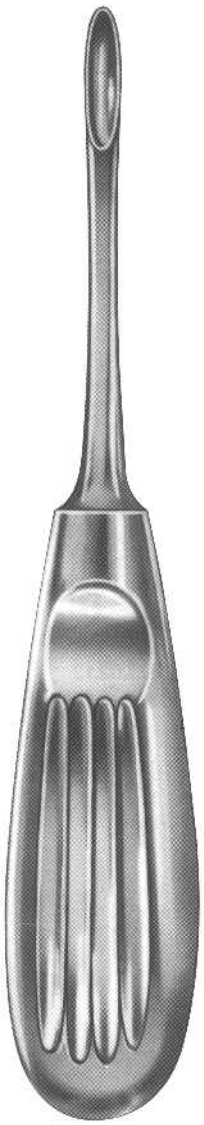

Hylin



Hylin
1247
Fig 1



Hylin
1248
Fig 2

Bein

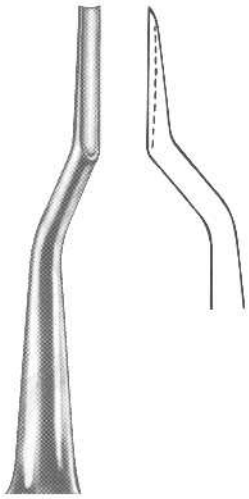

Bein
1249
Fig 1

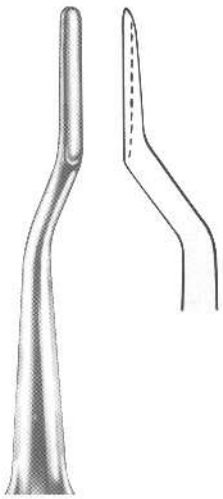

Bein
1251
Fig 3

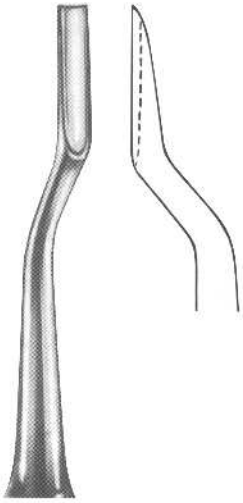

Bein
1250
Fig 2

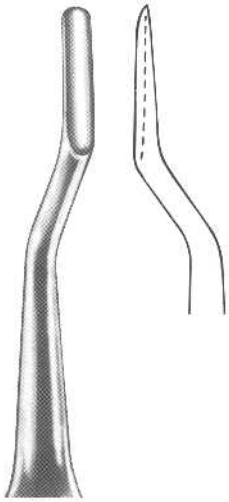

Bein
1252
Fig 4

Root Elevators

Warwick-James
1253
Fig 1

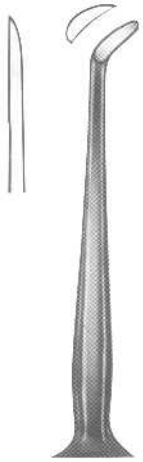

Warwick-James
1254
Fig 2

Warwick-James
1255
Fig 3

London Hospital
1256
Fig 1

London Hospital
1257
Fig 2

London Hospital
1258
Fig 3

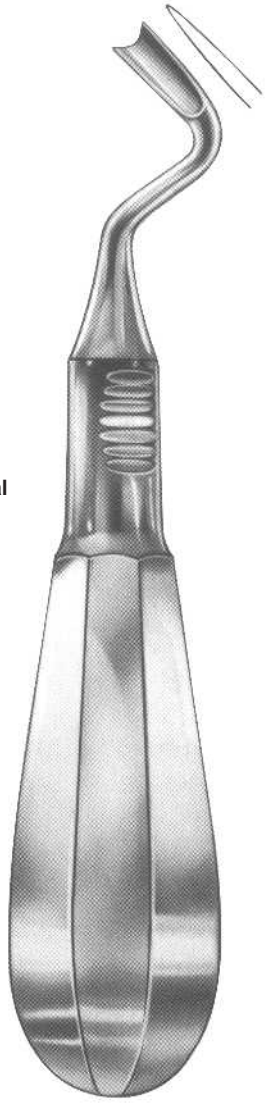

Ott
1259

Root Elevators



Pott

Pott
1260
Fig 1

Pott
1261
Fig 2

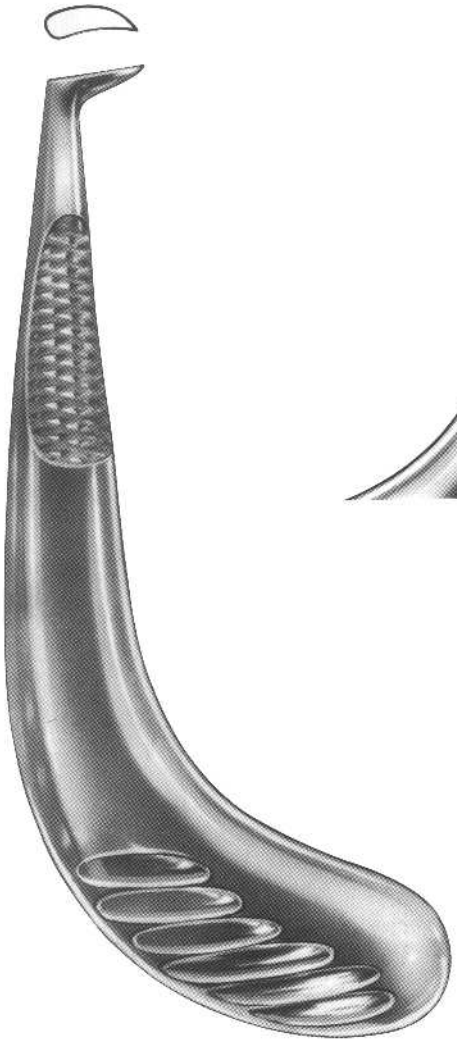

1262
Fig 1



1263
Fig 2

Root Elevators

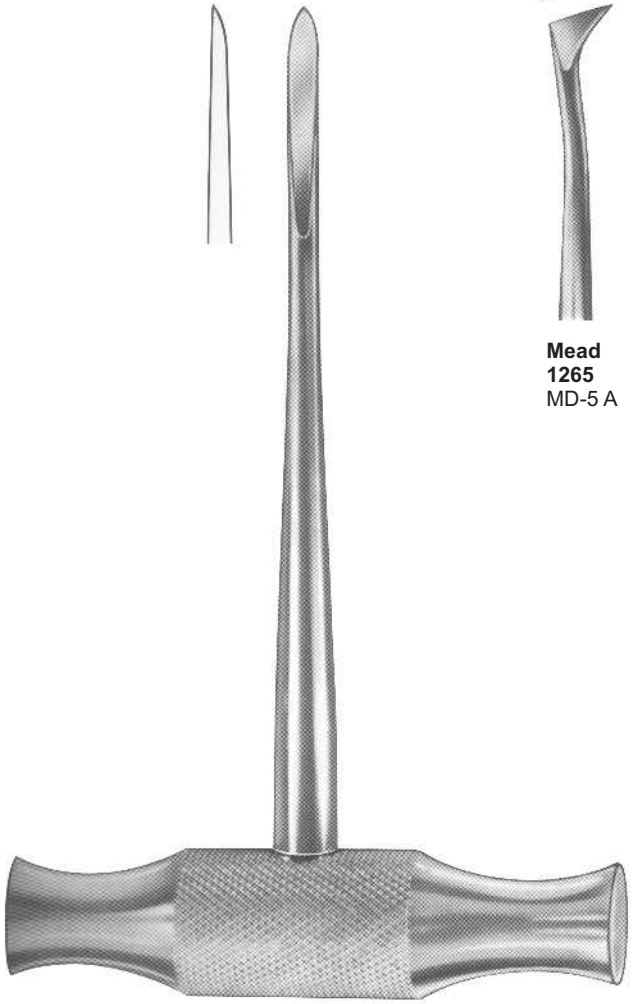

Mead
1264
MD 1

Mead
1265
MD-5 A

Mead
1266
MD-6 A

Mead
1267
MD-7 A

Mead
1268
MD-8

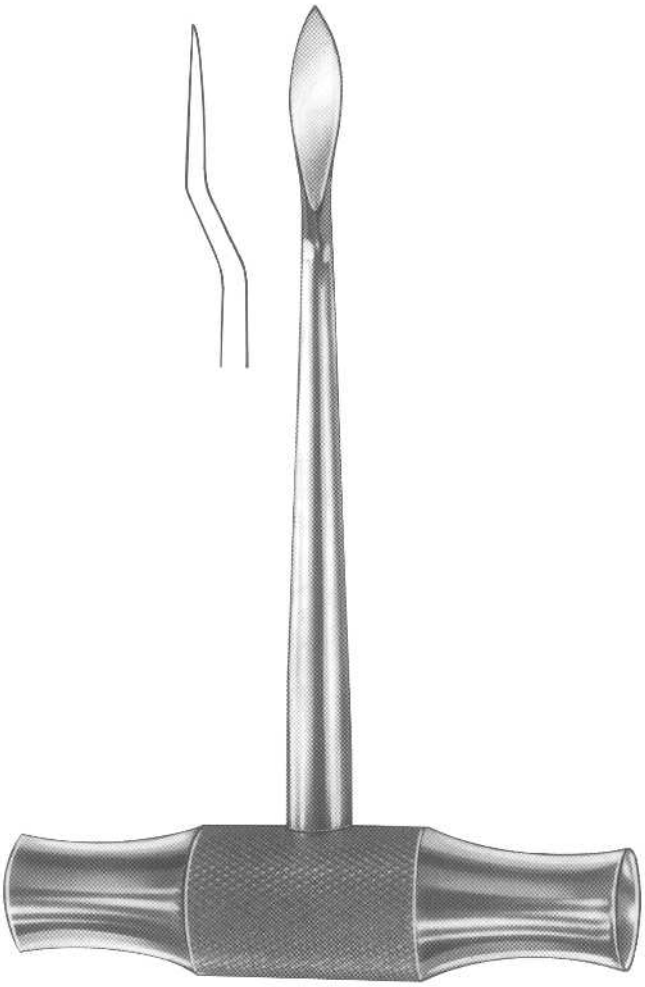

Lecluse
1269

Root Elevators

Chompret
1270
Fig 1

Chompret
1271
Fig 2

Chompret
1272
Fig 3

Chompret
1273
Fig 4

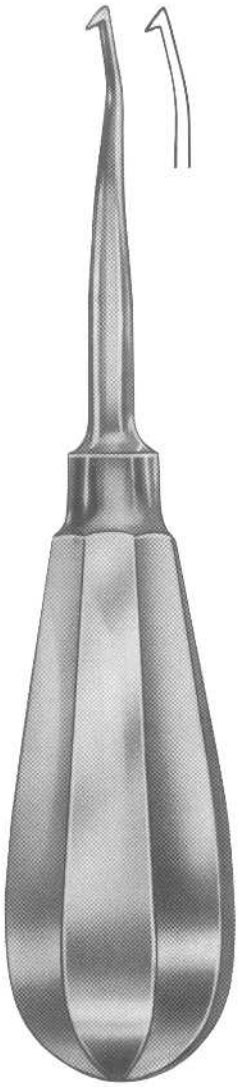

Apical
1274

Root Elevators, Root Tip Elevators

1275
Fig 1

1276
Fig 2

1277
Fig 3



Heidbrink
1278
Fig 1

Heidbrink
1279
Fig 2

Heidbrink
1280
Fig 3

Root Elevators



Winter
1281
Fig 1L

Winter
1282
Fig 1R

Winter
1283
Fig 2L

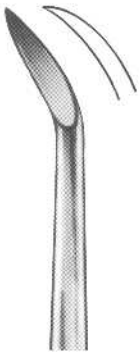

Winter
1284
Fig 2R

Winter
1285
Fig 11 L

Winter
1286
Fig 11 R

Winter
1287
Fig 12 L

Winter
1288
Fig 12 R

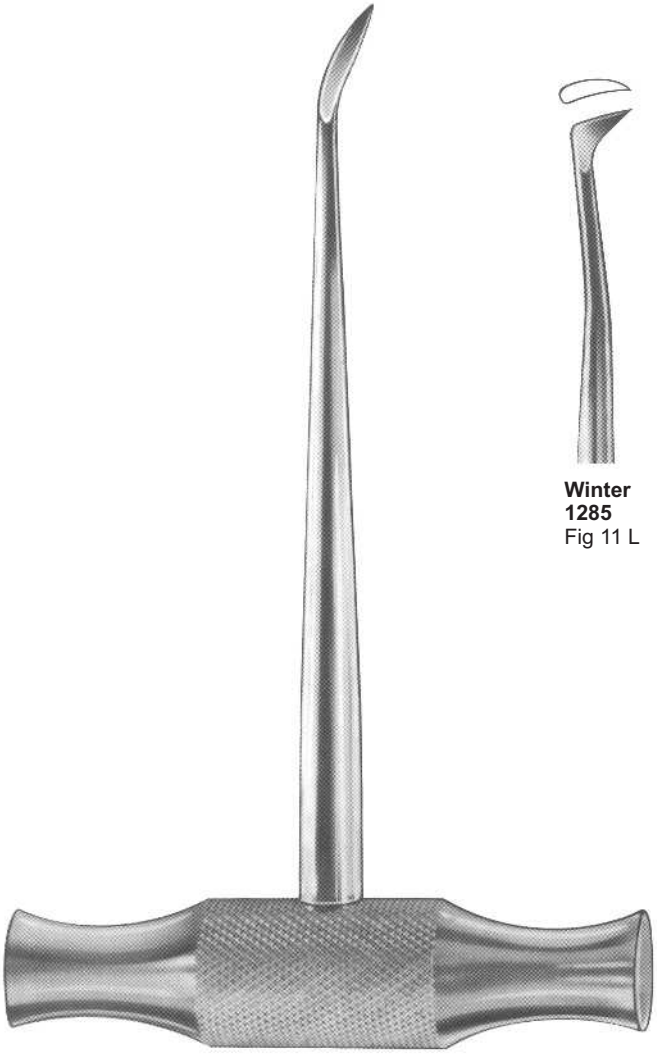

Winter

Winter
1289
Fig 14 L

Winter
1290
Fig 14 R

Root Elevators

Barry
1291
Fig 1

Barry
1292
Fig 2

Barry
1293
Fig 3

Barry
1294
Fig 4

Barry

Barry
1295
Fig 11

Barry
1296
Fig 12

Barry
1297
Fig 17

Barry
1298
Fig 18

Root Elevators

Cryer
1300
Fig 26

Seldin
1301
Fig 27

Cryer
1302
Fig 28

Cryer
1303
Fig 29

Heidbrink
1304
Fig 22

Heidbrink
1305
Fig 23



1299

Root Elevators

Kopp
1307
Fig 31

Kopp
1308
Fig 32

Kopp
1309
Fig 33

Kopp
1310
Fig 34

Kopp
1311
Fig 35

Kopp
1312
Fig 44

1306

Root Elevators

Heidbrink
1314
Fig 10

Winter
1315
Fig 11

Winter
1316
Fig 12

Barry
1317
Fig 17

Barry
1318
Fig 18

1319
Fig 20

1313

Root Elevators according to Dr. Sader, with interchangeable working tips

1321

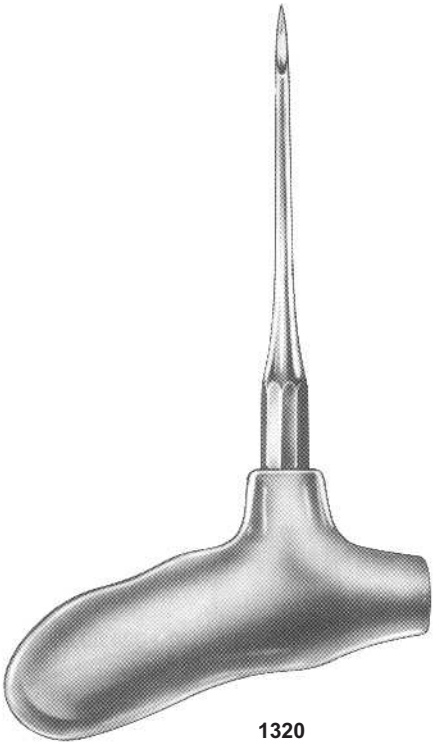

1320

1322

Filling Instruments

1400
Williams

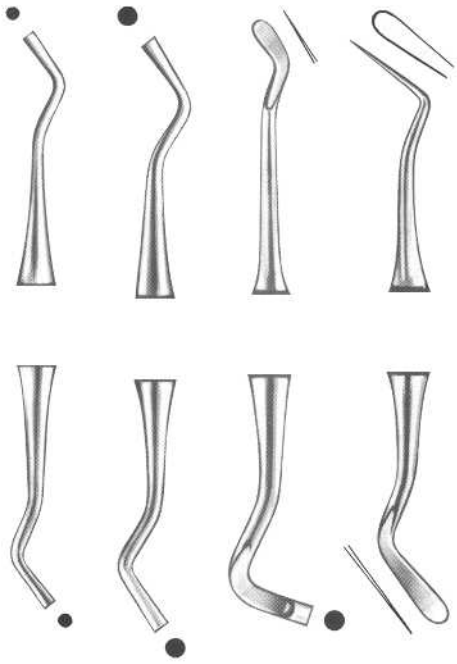

1401
Williams

1402
Williams

1403
Williams

1404
Williams

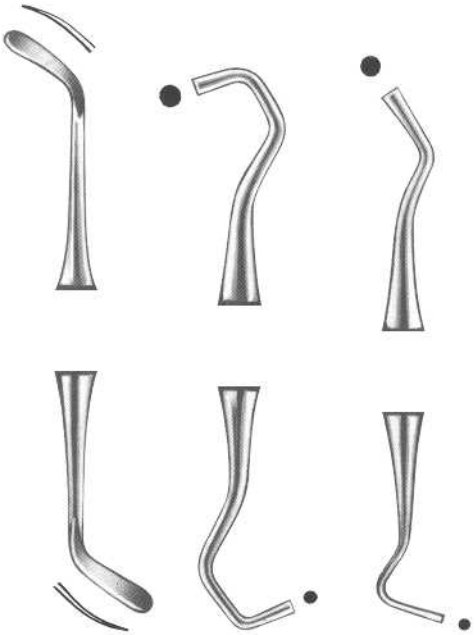

1405
Williams

1406
Williams

1407
Williams

1408
White

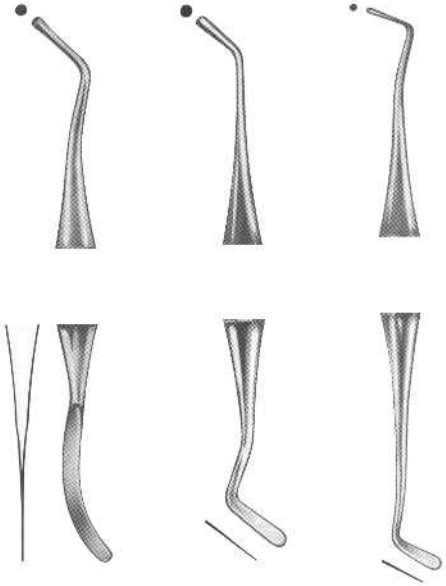

1409
White

1410
White

1411
White

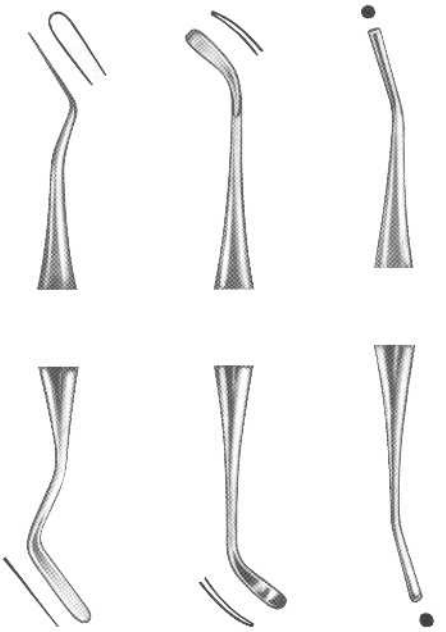

1412
White

1413
White

1414
White

Filling Instruments

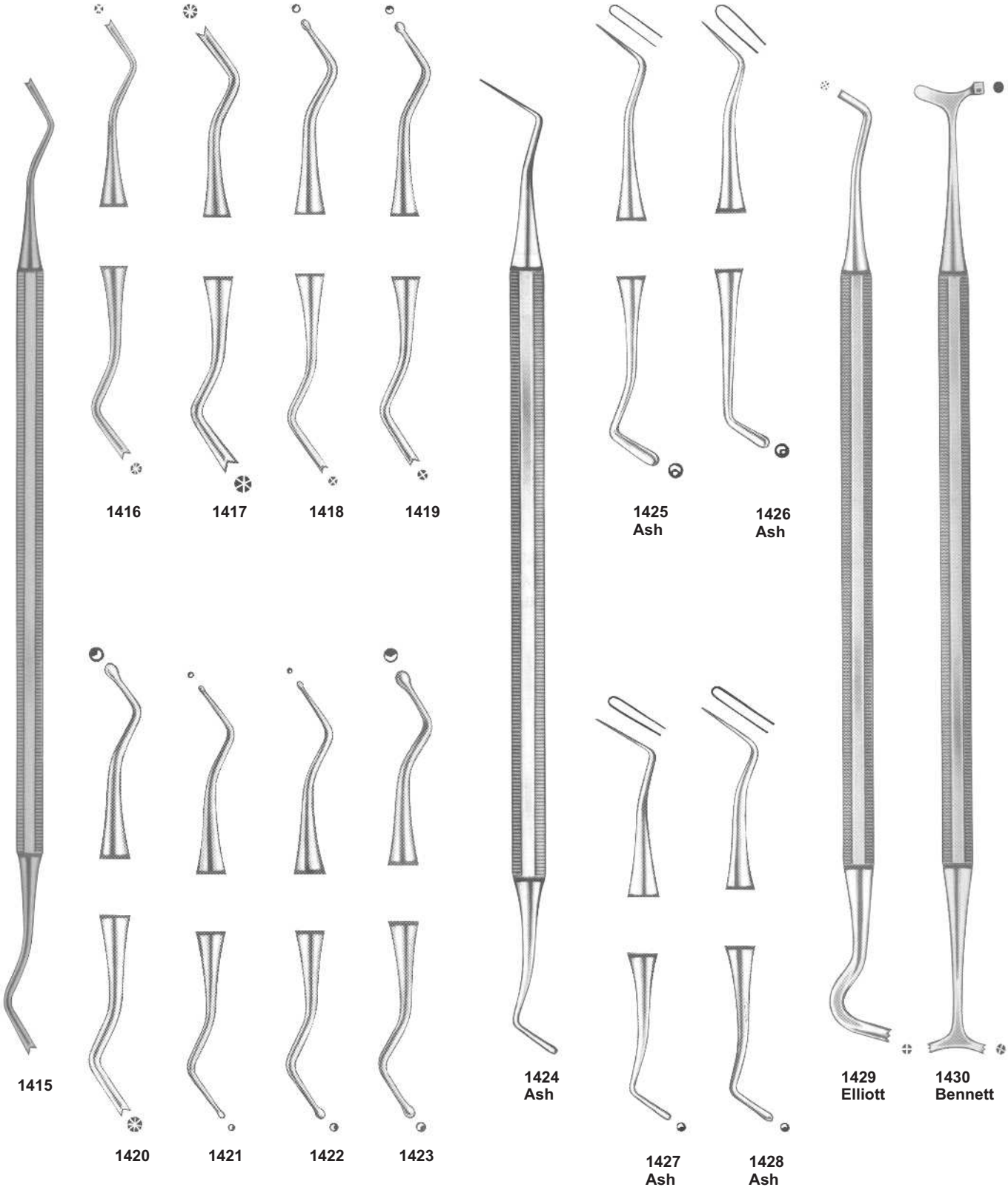

Filling Instruments

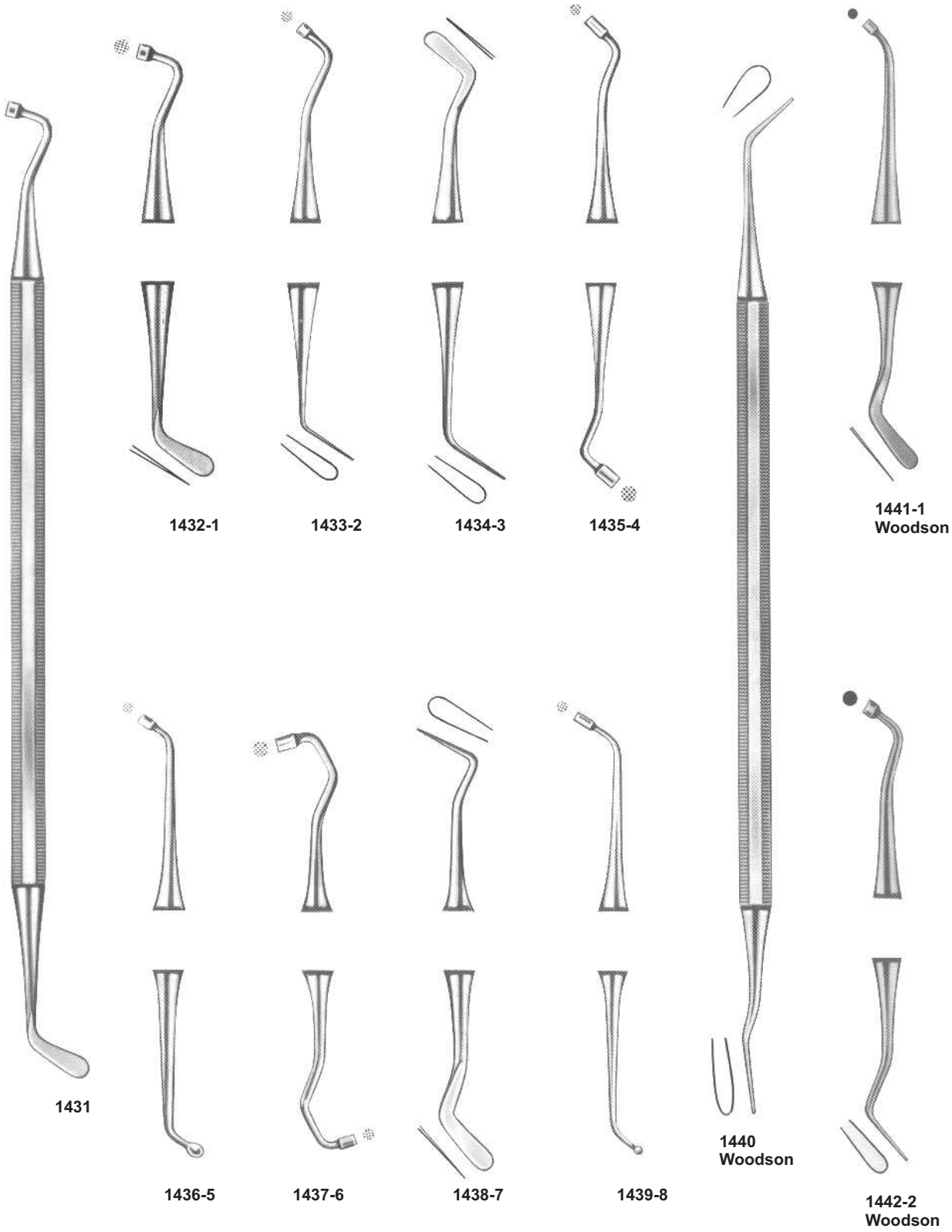

Filling Instruments



1443
Heidemann
Fig 1

1444
Heidemann
Fig 2

1445
Heidemann
Fig 3



1446

1447
Fig 146

1449
Fig 148

1448
Fig 147

1450
Fig 149



1451
Fig 158

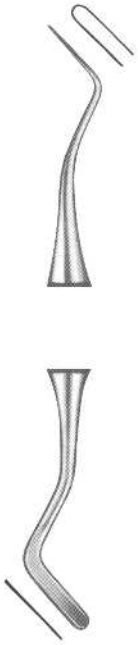

1452
Fig 159



1453
Woodson
Fig 160

Periodontal Curettes and Filling Instruments

1454
Gracey

1455
Gracey
Fig 1

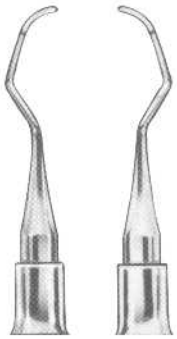

1456
Gracey
Fig 2

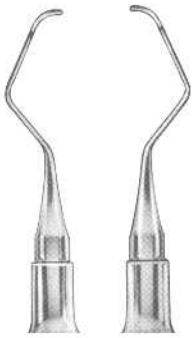

1457
Gracey
Fig 3

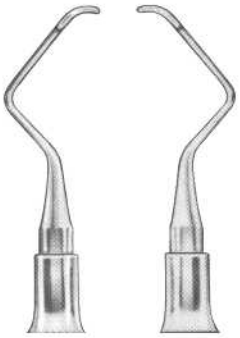

1458
Gracey
Fig 4

1459
Gracey
Fig 5

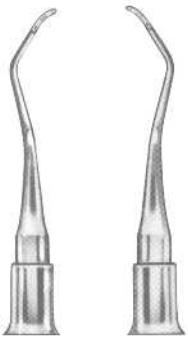

1460
Gracey
Fig 6



1461

1462-1
Fig 18

1463-2
Fig 19

1464-3
Fig 20

1465-4
Fig 22

1466-5
Fig 23

1467-6
Fig 25

1468-7
Fig 26

1469-8
Fig 27

Dental Probes

With Point Set In

1470

1471-1

1472-2

1473-3

1474-4

1475-5

1476-6

1477-7

1478-8

1479-9

1480-10

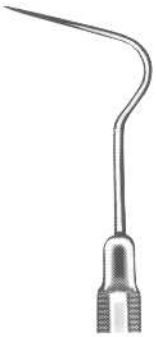

1481-11

1482-2
Woodson

Burnishers and Pocket Probes Scalers

Polishing Instruments

1483
White

1484-1
White

1485-2
White

1486-3
White

1487-4
White

1488-5
White



1489-6
White

1490

1491

1492
Fox



1493

1494



1495

1496

Periodontal Pocket Probes

- New marking process.
- Laser system marking.
- No more paint peeling off.
- Permanent marking.
- Antiglare,low depth marking.
- Maximum tip resistance against breaking.

1497
Fig CP-C

1498
Fig CP-11

1499
Fig CP-12

1500
Fig CP-12S
O.M.S

Periodontal Pocket Probes

1501
Williams

1502
Merrit A

1503
Merrit B

1504
Goldman
Fox

1505
University of
Michigon

1506
26 G

Files

Chisels

1507
Sugarman
Fig. 1S/2S

1508
Sugarman
Fig. 3S/4S

1509
Schluger
Fig. 9/10

1510
Buck
Fig. 11/12

1511
Ochsenbein
Fig. 3

1512
Ochsenbein
Fig. 4

1513
Rhodes
Back - Action
Fig. 36/37

Files

Chisels

1514
Sugarman
Fig. 1S/2S

1515
Sugarman
Fig. 3S/4S

1516
Schluger
Fig. 9/10

1517
Buck
Fig. 11/12

1518
Ochsenbein
Fig. 3

1519
Ochsenbein
Fig. 4

1520
Rhodes
Back - Action
Fig. 36/37

Gingivectomy knives

1521
Goldman-Fox
Fig. 7

1522
Goldman-Fox
Fig. 8

1523
Goldman-Fox
Fig. 9

1524
Goldman-Fox
Fig. 11

1525
Buck
Fig. 3/4

1526
Buck
Fig. 5/6

Curettes and Scalers

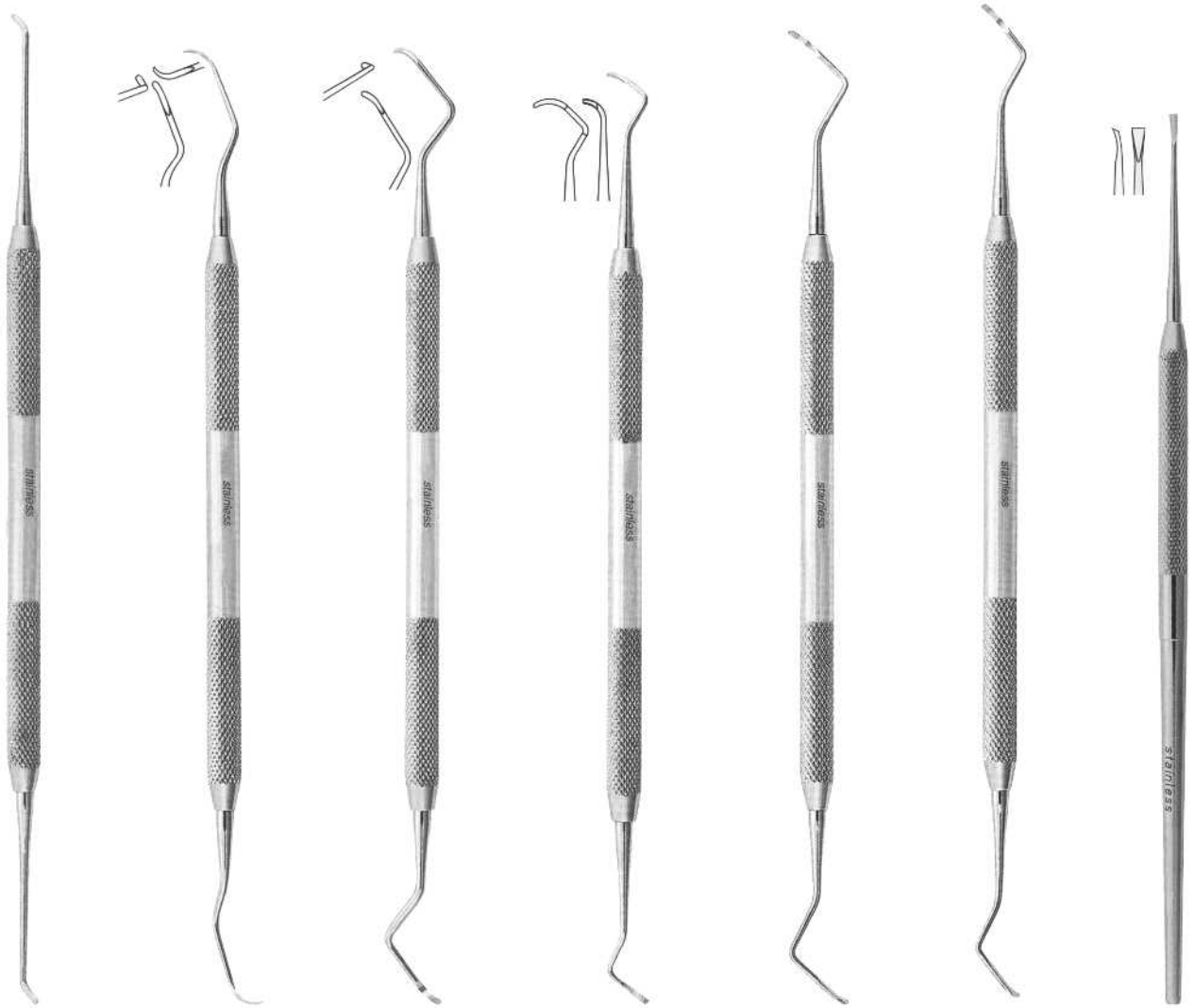

1527
Curette
Fig. HU 1/2

1528
Columbia
Fig. 2R/2L

1529
Columbia
Fig. 4R/4L

1530
Columbia
Fig. 13/14

1531
Fig. 411/412

1532
Fig. 413/414

1533
Zerfing-chisel

Gingivectomy knives

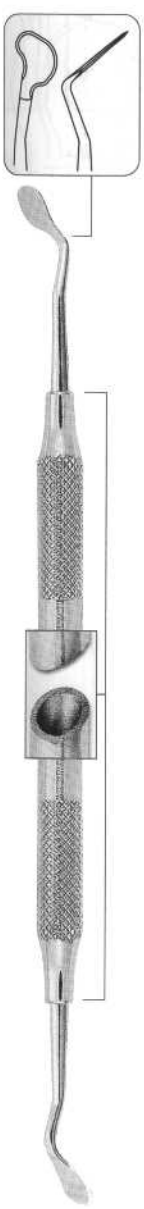

1534
Goldman - Fox
Fig. 7

1535
Goldman - Fox
Fig. 8

1536
Goldman - Fox
Fig. 9

1537
Goldman - Fox
Fig. 11

1538
Buck
Fig. 3/4



1539
Buck
Fig. 5/6

Curettes and Scalers

1540
Curette
Fig. HU 1/2

1541
Columbia
Fig. 2R/2L

1542
Columbia
Fig. 4R/4L

1543
Columbia
Fig. 13/14

1544
Fig. 413/412

1545
Fig. 411/414

1546
Zerfing-chisel

Bone Chisels and Gouges

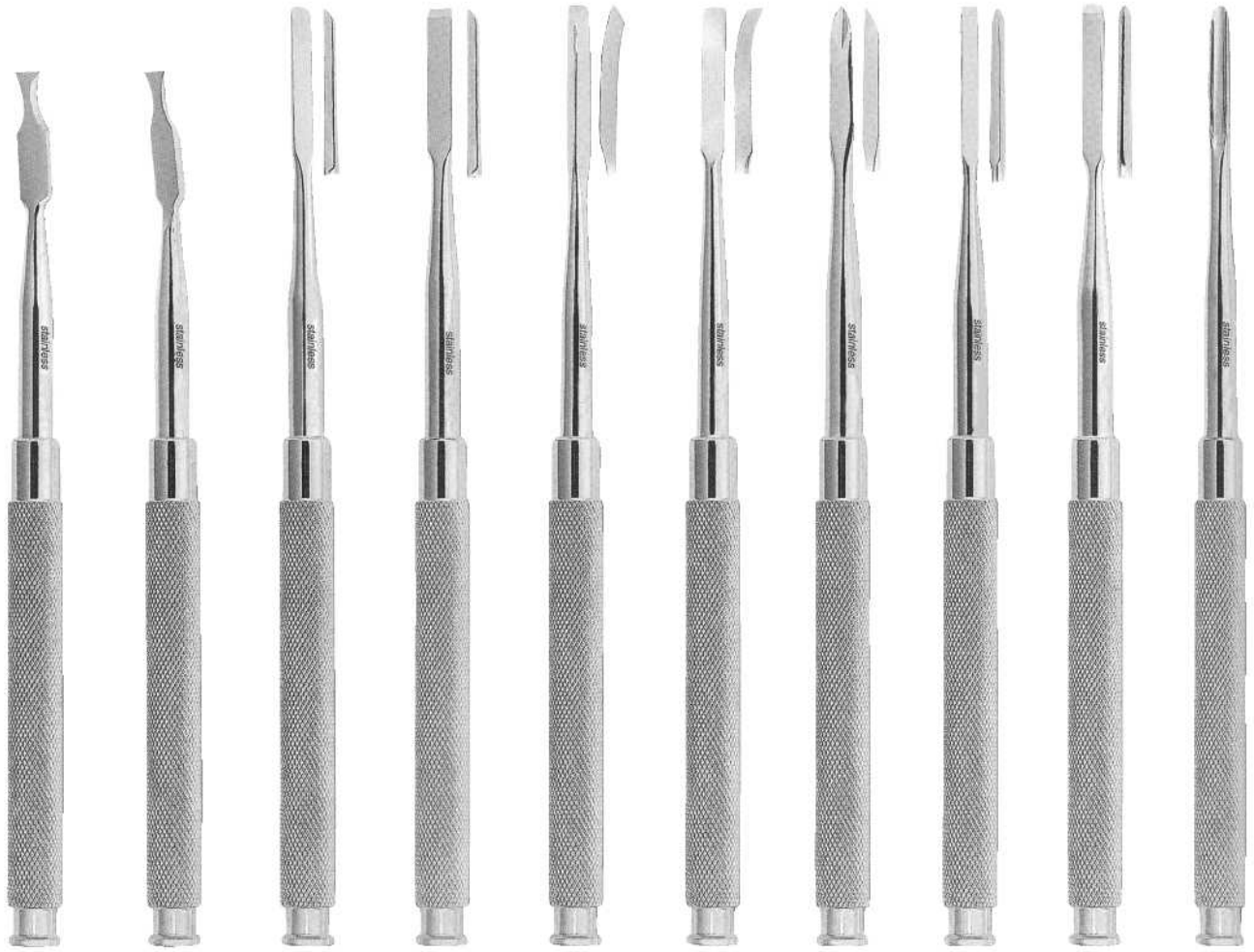

1547 Ochsenbein Fig. 1

1548 Ochsenbein Fig. 2

1549 Gardner Fig. 1

1550 Gardner Fig. 2

1551 Gardner Fig. 5

1552 Gardner Fig. 5R

1553 Gardner Fig. 6

1554 Wakefield Fig. 1W

1555 Wakefield Fig. 2W

1556 Buckley Fig. 3

Bone Chisels and Gouges

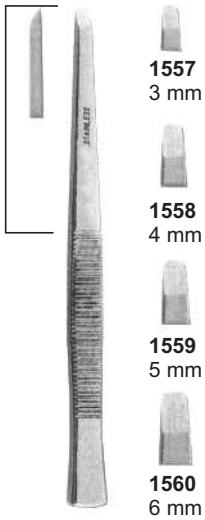

1557
3 mm

1558
4 mm

1559
5 mm

1560
6 mm

Partsch
13,5 cm



1561
3 mm

1562
4 mm

1563
5 mm

1564
6 mm

Partsch
13,5 cm



1565
3 mm

1566
4 mm

1567
5 mm

1568
6 mm

Partsch
17 cm

1569
3 mm

1570
4 mm

1571
5 mm

1572
6 mm

Partsch
17 cm

Martelli chirurgici
Mallet

Lead filled

1573
Partsch
19 cm

Non autoclavable
plasttic inserts

1574
Mead
19,5 cm

With interchangeable
Ferrozel faces

1575
Mead
17 cm

Gracey Curettes

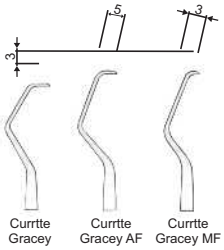

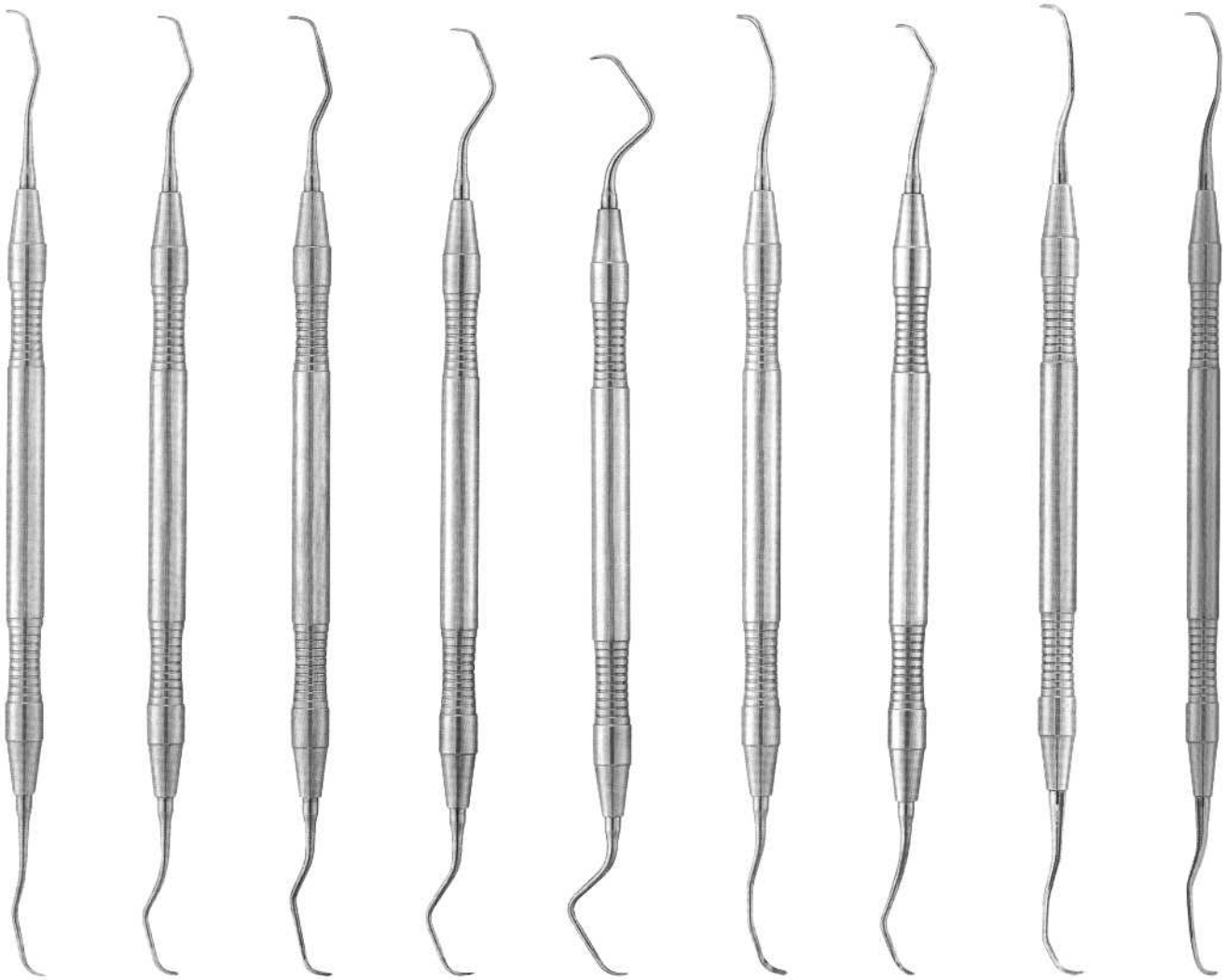

1576
Gracey
Fig. ½

1577
Gracey
Fig. 3/4

1578
Gracey
Fig. 5/6

1579
Gracey
Fig. 7/8

1580
Gracey
Fig. 9/10

1581
Gracey
Fig. 11/12

1582
Gracey
Fig. 13/14

1583
Gracey
Mesial Distal
Fig. 11/14

1584
Gracey
Mesial Distal
Fig. 12/13

Gracey Curettes AF Type

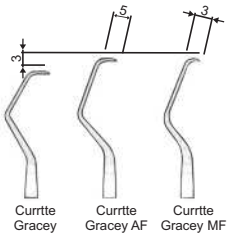

1585
Gracey
AF/type
Fig. 1/2

1586
Gracey
AF/type
Fig. 3/4

1587
Gracey
AF/type
Fig. 5/6

1588
Gracey
AF/type
Fig. 7/8

1589
Gracey
AF/type
Fig. 11/12

1590
Gracey
AF/type
Fig. 13/14

1591
Gracey
AF/type
Fig. 15/16

Gracey Curettes, AF, MF, Tyape

1592
Gracey
AF/type

1593
Gracey
AF/type
Fig. ½

1594
Gracey
AF/type
Fig. 3/4

1595
Gracey
AF/type
Fig. 5/6

1596
Gracey
AF/type
Fig. 7/8

1597
Gracey
AF/type
Fig. 11/12

1598
Gracey
AF/type
Fig. 13/14

1599
Gracey
AF/type
Fig. 15/16

1600
Gracey
MF/type
Fig. 1/2

1601
Gracey
MF/type
Fig. 3/4

1602
Gracey
MF/type
Fig. 5/6

1603
Gracey
MF/type
Fig. 7/8

1604
Gracey
MF/type
Fig. 11/12

1605
Gracey
MF/type
Fig. 13/14

1606
Gracey
MF/type
Fig. 15/16

Curettes Gracey AF Type

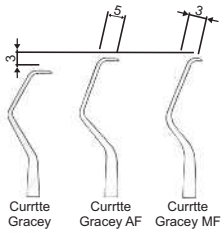

1607
Gracey
MF/type
Fig. ½

1608
Gracey
MF/type
Fig. 3/4

1609
Gracey
MF/type
Fig. 5/6

1610
Gracey
MF/type
Fig. 7/8

1611
Gracey
MF/type
Fig. 11/12

1612
Gracey
MF/type
Fig. 13/14

1613
Gracey
MF/type
Fig. 15/16

1614
Goldman - Fax
Fig. 1

1615
Goldman - Fax
Fig. 2

1617
Goldman - Fax
Fig. 3

1618
Goldman - Fax
Fig. 4

1619
Goldman - Fax
Fig. 21



1620
Goldman - Fax
Fig. 5

1621
Mc Call
Fig. 13S/14S

1622
Younger-Good
Fig. 7/8

1623
Towner
Fig. U15

1624
Crane - Kaplan
Fig. 6



1625
Crane - Kaplan
Fig. 6S

1626
Taylor
Fig. 2/3

1627
Fig. 204S

1628
Towner Jaquette
Fig. U15/33

1632
Jaquette
Fig. 1

1633
Jaquette
Fig. 2

1634
Jaquette
Fig. 3

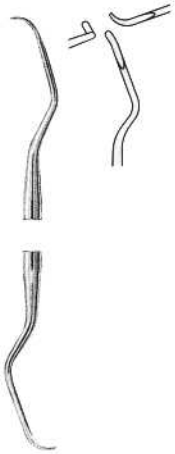

1629
Columbia
Fig. 2R/2L



1630
Columbia
Fig. 4R/4L

1631
Columbia
Fig. 13/14

Bone Curettes

1635
Hemingway
Fig. 1

1636
Hemingway
Fig. 2

1637
Hemingway
Fig. 3

1638
Lucas
Fig. 85

1639
Lucas
Fig. 86

1640
Lucas
Fig. 87

Modelling Instruments

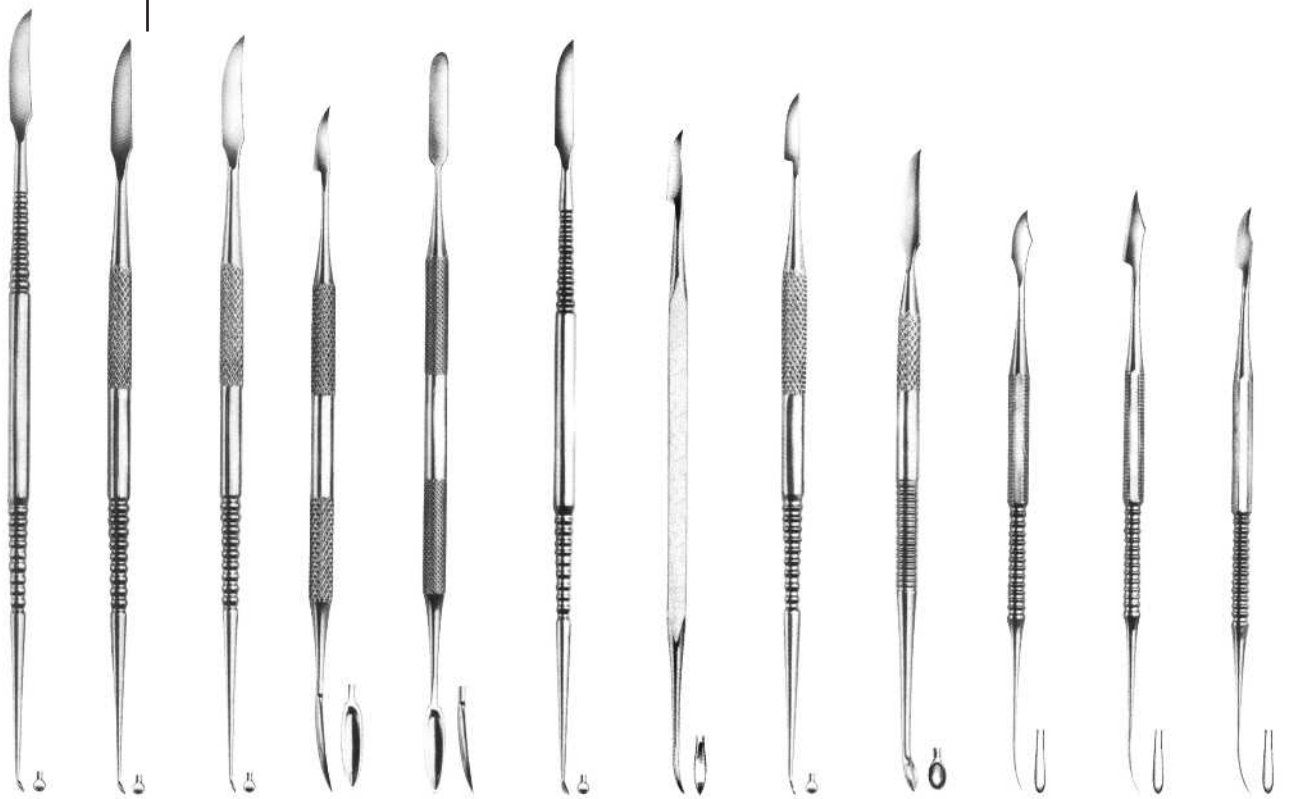

1641 Le Cron
1642 Le Cron
1643 Le Cron
1644 MSY
1645 MSY
1646 Le Cron
1647 Hylin
1648 Hylin
1649 Hylin
1650 Zahle
1651 Zahle
1652 Zahle

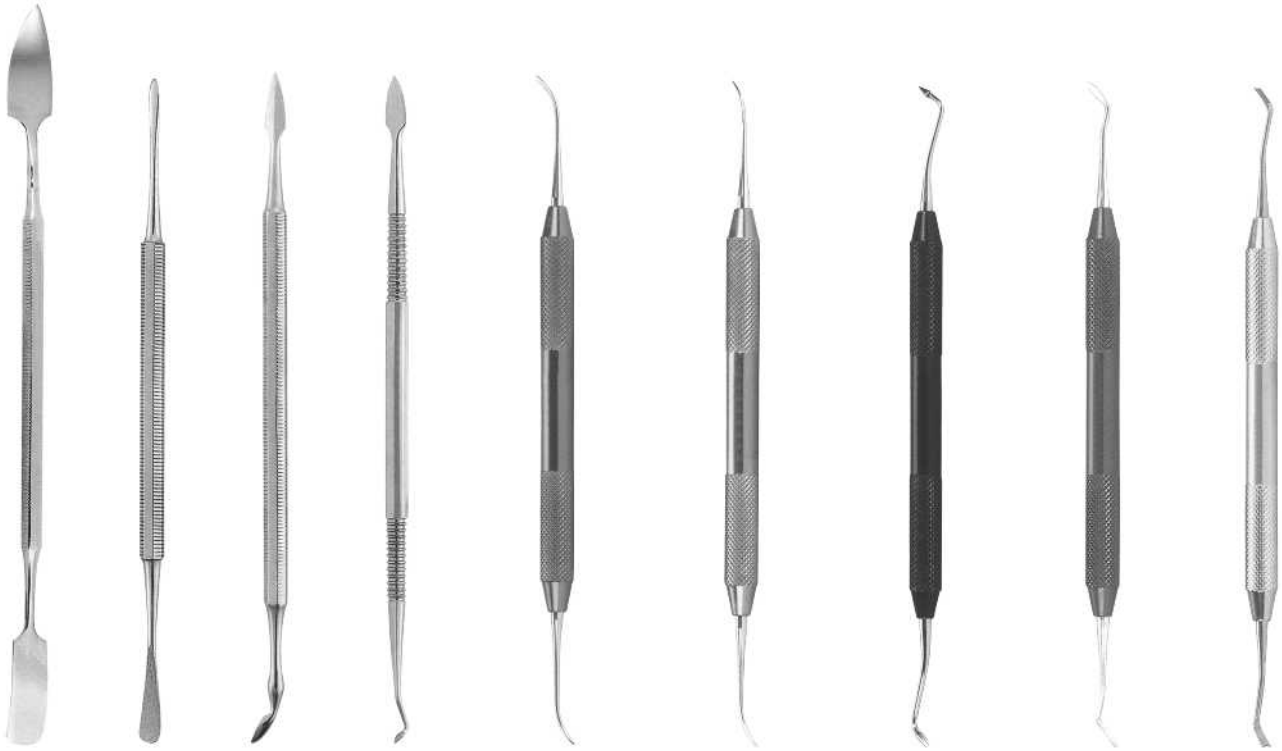

1653 Gritman
1654 Beale
1655 Roach
1656 Vehe
1657 P.K. Thomas Fig, 1
1658 P.K. Thomas Fig, 2
1659 P.K. Thomas Fig, 3
1660 P.K. Thomas Fig, 4
1661 P.K. Thomas Fig, 5

Measuring Instruments



1662
Boley

1663
Zuricher
130 mm



1664
Vernier
12 cm



1665
Vernier

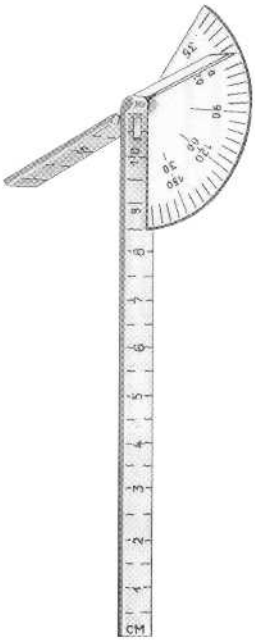

1666
Caroll

1667
Castroviejo's
Scleral Marker

1668
Iwanson



1669
Albee

Modelling Instruments

1700
18 cm
7 1/8"

1701
18 cm
7 1/8"



1702
17 cm
6 3/4"
Gritman

1703
17 cm
6 3/4"
Medicon

1704
22 cm
8 3/4"

1705
Antkoviak

1706
Ermert

1707
Ermert

Wax Knives

1708
Fahnenstock
Fig, 1
12,5cm

1709
Fahnenstock
Fig, 2
17cm

1710
Lessmann
Fig, 1
12,5cm

1711
Lessmann
Fig, 2
17cm

1712
Con scodellino
Fig, 1
12,5cm

1713
Con scodellino
Fig, 2
17cm

Plaster Knives

1714
Fig, 1
17 cm

1715
Gritman
Fig, 2
17 cm

1716
Fig, 3
16 cm

1717
Fig, 4
16 cm

Explorers

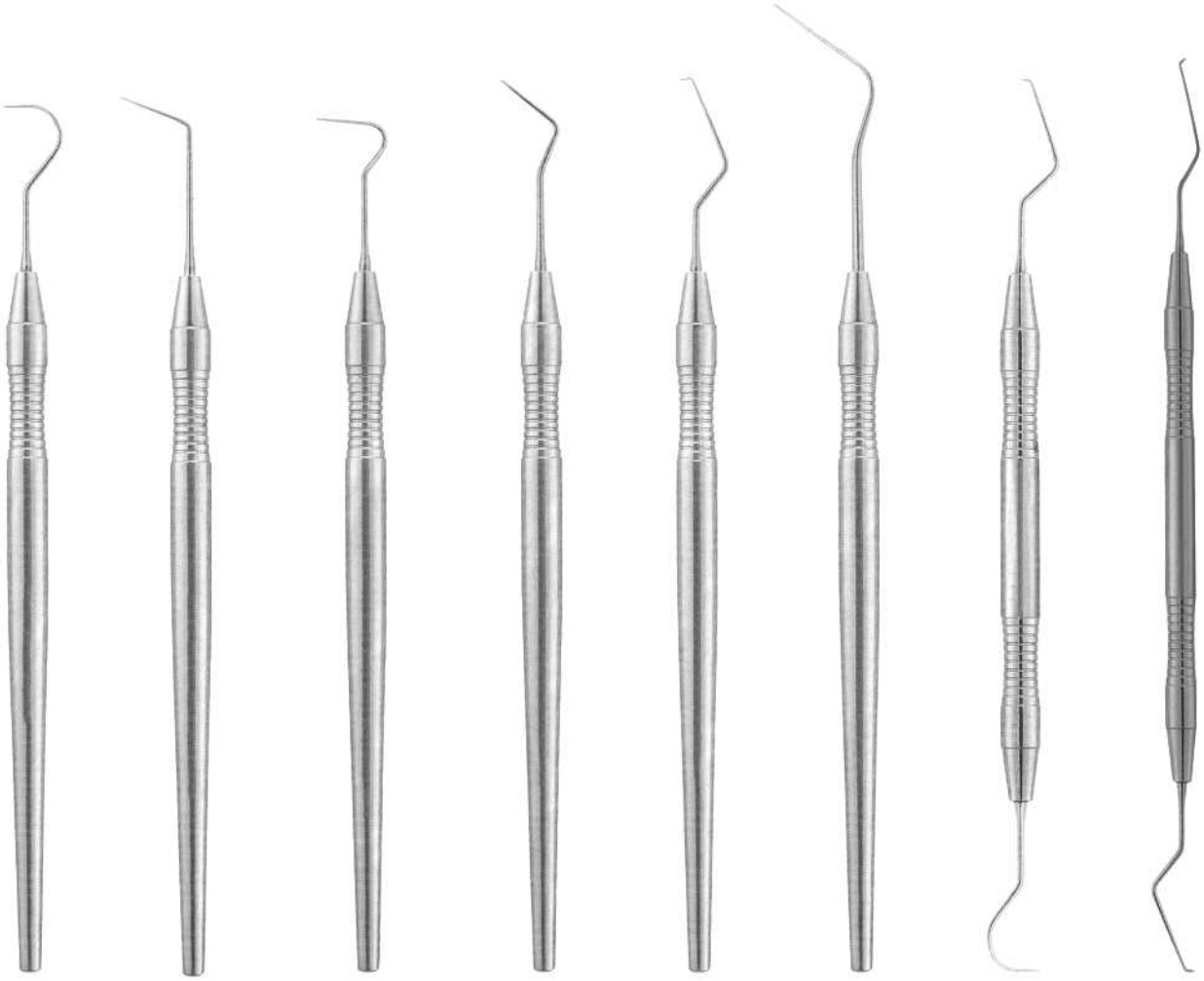

1800
Fig 23

1801
Fig 6

1802
Fig 8

1803
Fig 9

1804
Fig 17

1805
Fig 3
Rein

1806
Fig 23/17

1807
Fig 17

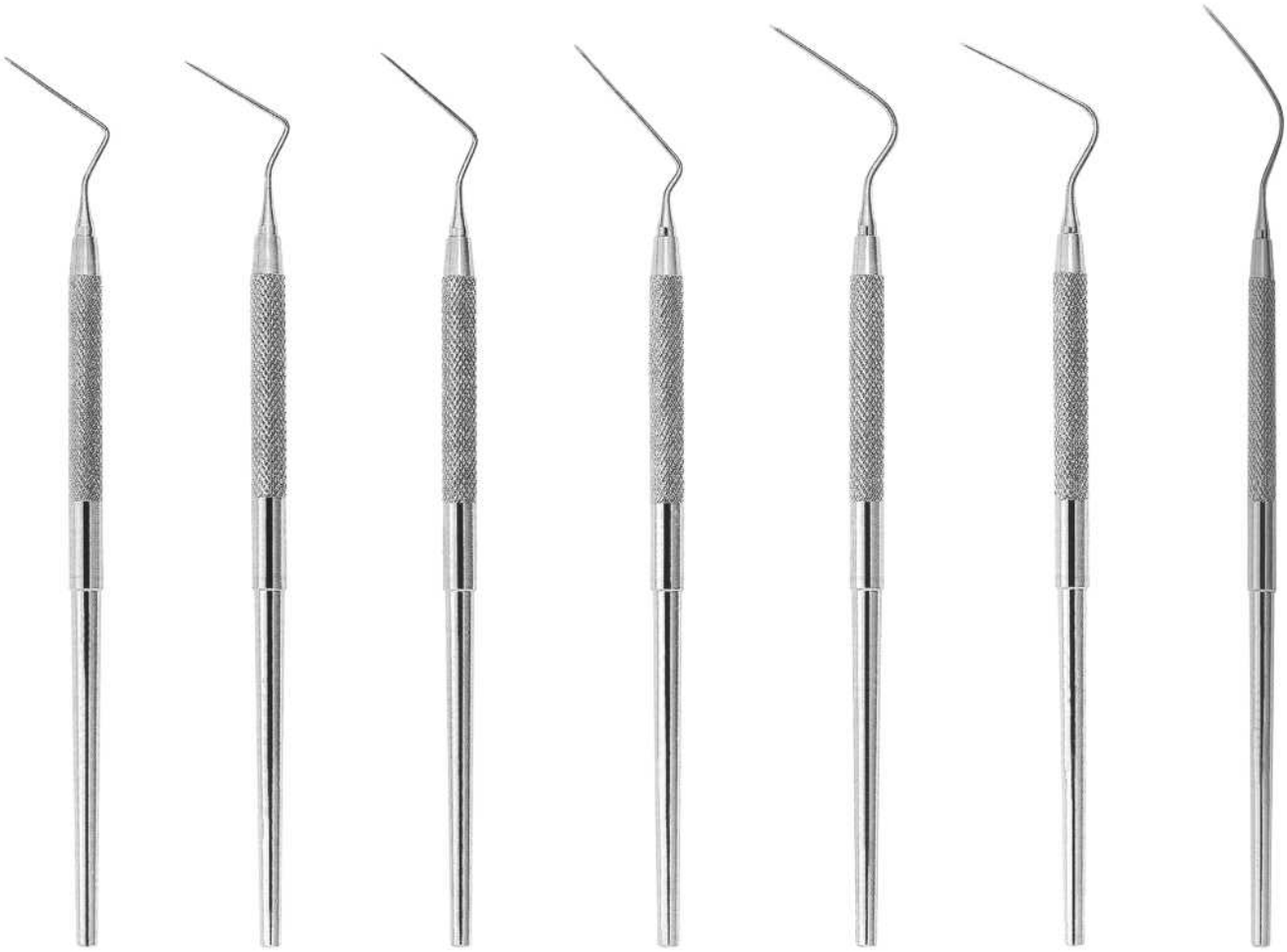

1808
Fig.1
Spreader

1809
Fig.2
Spreader

1810
Fig.3
Spreader

1811
Fig.4
Spreader

1812
Fig.5
Spreader

1813
Fig.6
Spreader

1814
Fig.7
Spreader

Double-Ended Root Canal Explorers Plugger/Spreaders

Spreaders

Periodontal Pocket Probes

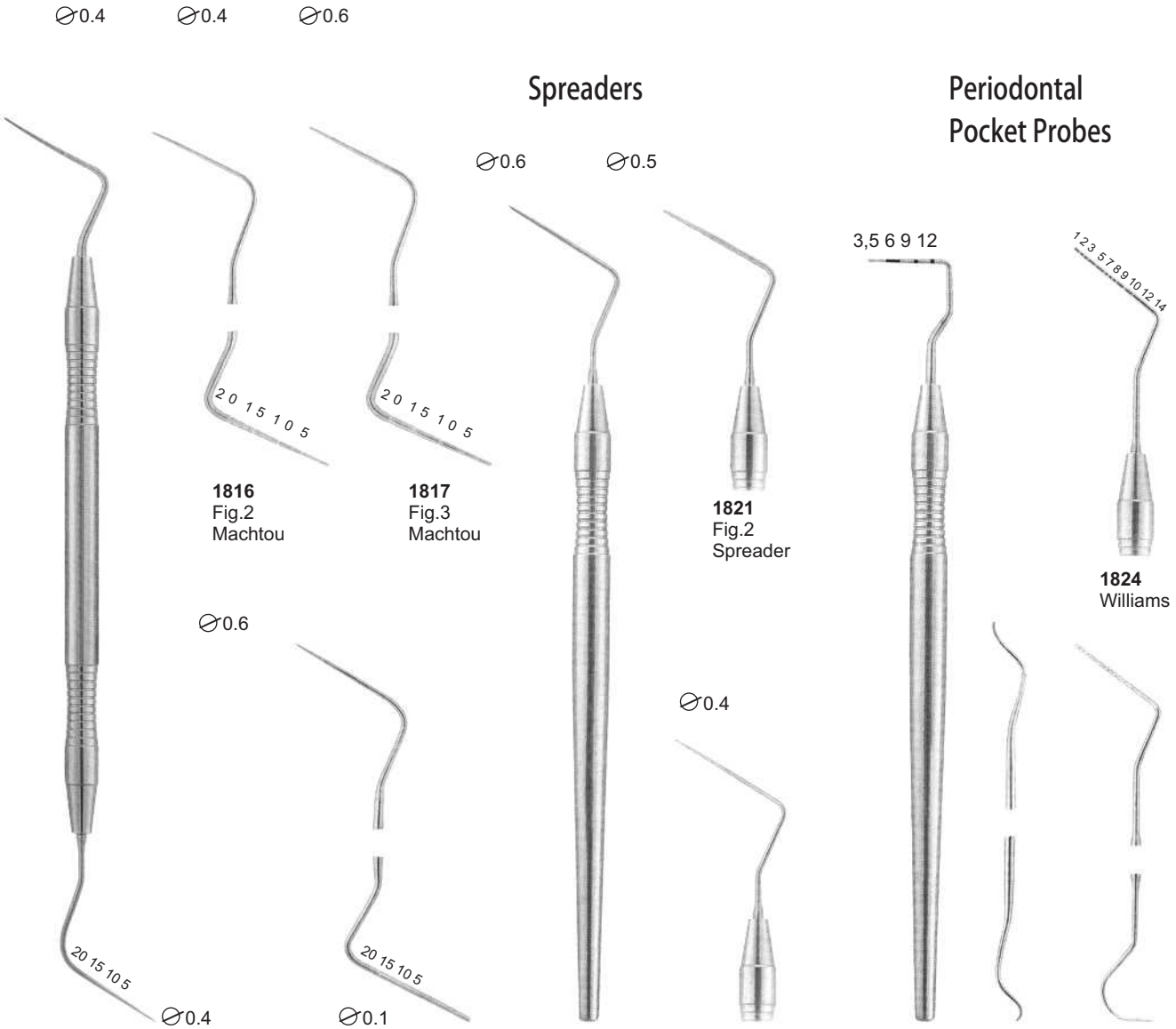

1815
Fig.1
Machtou

1816
Fig.2
Machtou

1817
Fig.3
Machtou

1819
Fig.4
Machtou

1820
Fig.1
Spreader

1821
Fig.2
Spreader

1822
Fig.3
Spreader

1823
Fig.O.M.S
O.M.S

1824
Williams

1825
Fig.2N
Nabers

1826
Fig.23
Williams

Root-canal pluggers

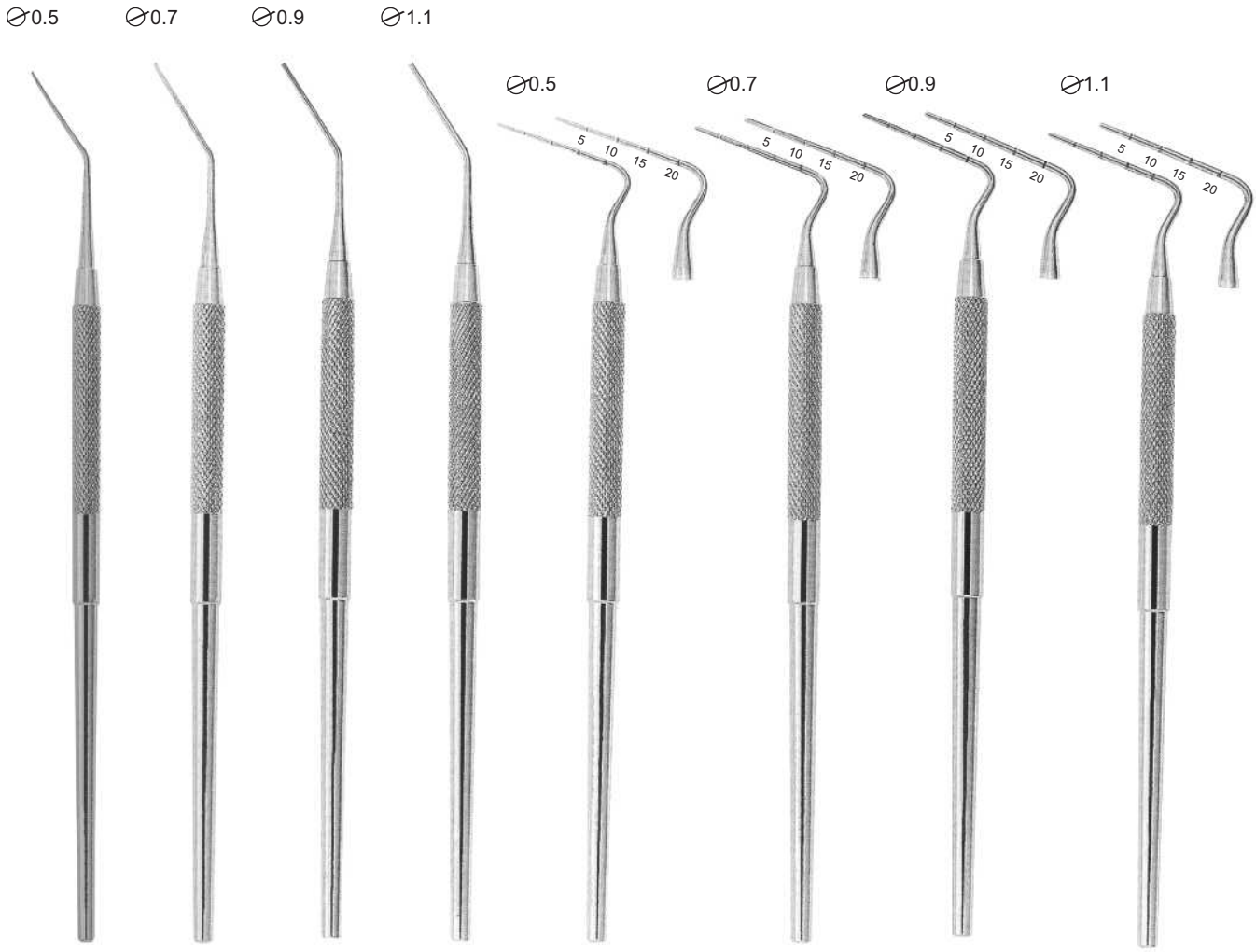

1827
Fig.1
Luks

1828
Fig.2
Luks

1829
Fig.3
Luks

1830
Fig.4
Luks

1831
Fig.1
Vertical condenser

1832
Fig.2
Vertical condenser

1833
Fig.3
Vertical condenser

1834
Fig.4
Vertical condenser

Endodontic set



1835
Measuring Plate

Root-canal pluggers

Optimum Flexibility
Very Fine Points

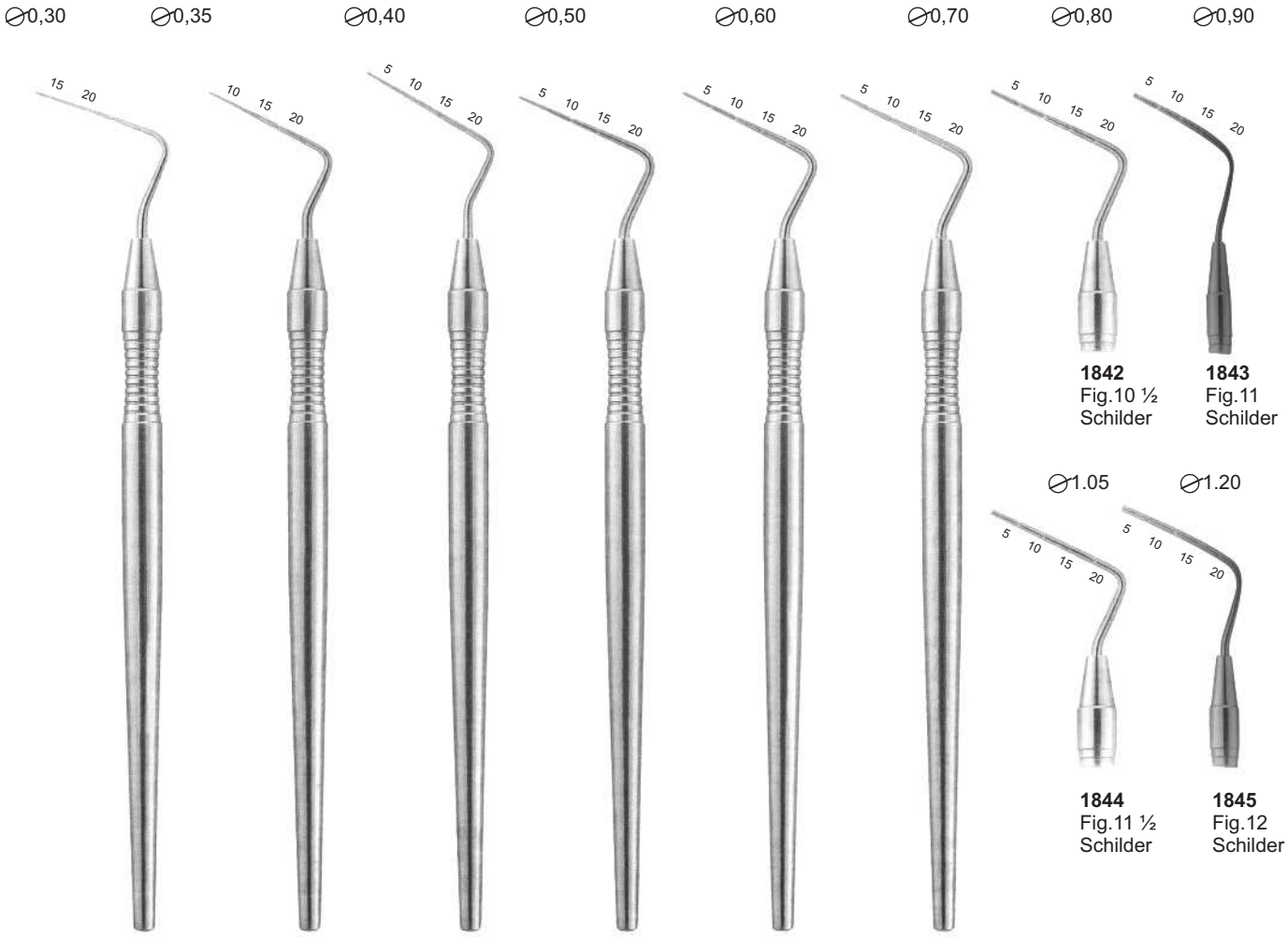

1836
Fig.7 ½
Schilder

1837
Fig.8
Schilder

1838
Fig.8 ½
Schilder

1839
Fig.9
Schilder

1840
Fig.9 ½
Schilder

1841
Fig.10
Schilder

1842
Fig.10 ½
Schilder

1843
Fig.11
Schilder

1844
Fig.11 ½
Schilder

1845
Fig.12
Schilder

Root-canal explorers

Root-canal excavators

1846
Fig.6/1

1847
Fig.6/17

1848
Fig.6/23



1849
Fig.31L

1850
Fig.32L

1851
Fig.33L

1 mm

1852
Fig 5

1.2 mm

1853
Fig 14

1 mm

1854
Fig 17

1.2 mm

1855
Fig 18

1.6 mm

1856
Fig 19

2 mm

1857
Fig 20

1 mm

1858
ASH
Fig.243

1,4 mm

1859
ASH
Fig.G2

0,8 mm

1860
Fig.1

0,8 mm

1861
Fig.2

1 mm

1862
Fig.11

1 mm

1863
Fig.12

1,2 mm

1864
Fig.21

1,2 mm

1865
Fig.22

1,6 mm

1866
Fig.31

1,6 mm

1867
Fig.32

2 mm

1868
Fig.41

2 mm

1869
Fig.42

Handles for Mouth Mirrors and Mouth Mirrors

Plane

1903
Fig.6
⌀26 mm

1904
Fig.5
⌀24 mm

1905
Fig.4
⌀22 mm



1906
Fig.4
Rhodium
⌀22 mm

Front surface
mouth mirrors

Set of 5 pieces

1900

1901

1902

Hollow,
stainless
steel

Magnifying

1907
Fig.6
⌀26 mm

1908
Fig.5
⌀24 mm

1909
Fig.4
⌀22 mm



1910
Fig.5
Rhodium
⌀24 mm

Handles for Mouth Mirrors and Mouth Mirrors

1911

1912

1913

1914

1915

1916
Parallelometer
mouth mirror

1917
Parallelometer
mouth mirror
+ handle
code 2101

With cone - socket

Plane

Magnifying

1918
Fig.5
⌀24 mm

1919
Fig.4
⌀22 mm

1920
Fig.5
⌀24 mm

1921
Fig.4
⌀22 mm

1922
Cone - socket

1923
Cone - socket

1924
Cone - socket

Cement Spatulas

2000

2001

2002



2003



2004

2005

2006

2007

Cement Spatulas



2008



2009



2010



2011

2012



2013

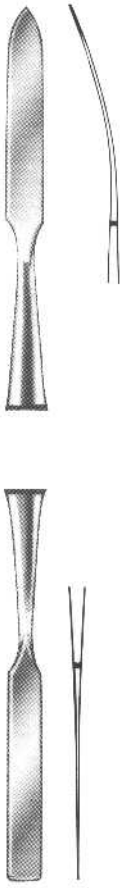

2014

Spatulas for Plaster and Alginate



2100
Fig. 1
18.5 cm

2121
Fig. 2
18 cm

2122
Fig. 3
18.5 cm

2123
Fig. 4
19.5 cm

2124
Fig. 5
21.5 cm

2125
Fig. 6
20.5 cm

Spatulas for Plaster and Alginate

2126
Fig. 7
19.5 cm

2127
Fig. 8
20 cm

2128
Fig. 9
22.5 cm

Needle Holders

2200
Mayo-Hegar
16 cm

2201
Mayo-Hegar TC
16 cm

2202
Mayo-Hegar
18 cm

2203
Mayo-Hegar TC
18 cm

2204
Mini-Ryder
18 cm

2205
Mini-Ryder
15 cm

2206
Derf
12 cm

2207
Hegar-Baumgarther
14 cm

Needle Holders

2208
Crile-Wood
15 cm

2209
Crile-Wood TC
15 cm

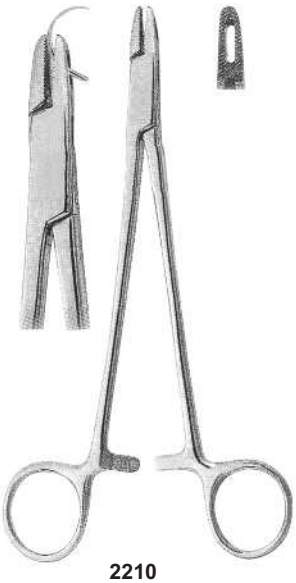

2210
Adson
17.5 cm

2211
Olsen-Hegar
14 cm

2212
Baumgarther
14.5 cm

2213
Gillies
16 cm

2214
Gillies
16 cm

2215
Hegar-Baumgarther
14 cm

Needle Holders

2216
Toennis
18 cm

2217
Toennis
18 cm

2218
Lichtenberg
17 cm

2219
Lichtenberg
17 cm

2220
Eiselberg-Mathieu
19.5 cm

2221
Boynton
12 cm

2222
Arruga
16 cm

2223
Boynton
12 cm

2224
Arruga
16 cm

Needle Holders

2225
Castroviejo
14 cm

2226
Castroviejo
14 cm



2227
Castroviejo
14/60 cm

2228
Castroviejo
18 cm

2229
Castroviejo
18 cm

2230
Castroviejo
14 cm



2231
Castroviejo
14 cm



2232
Castroviejo
14/60 cm

2233
Castroviejo
18 cm

2234
Castroviejo
18 cm

Needle Holders

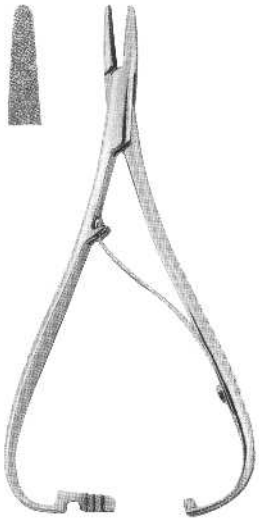

2235
Mathieu
14 cm

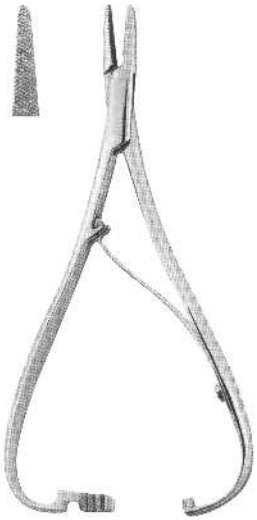

2236
Mathieu
14 cm

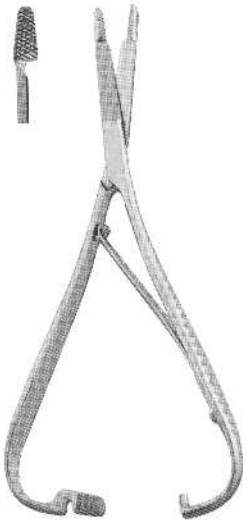

2237
Mathieu
14 cm

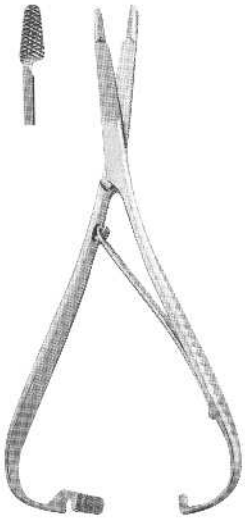

2238
Mathieu
14 cm

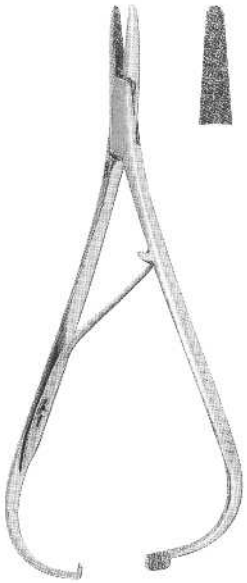

2239
Mathieu
17 cm

2240
Mathieu
17 cm

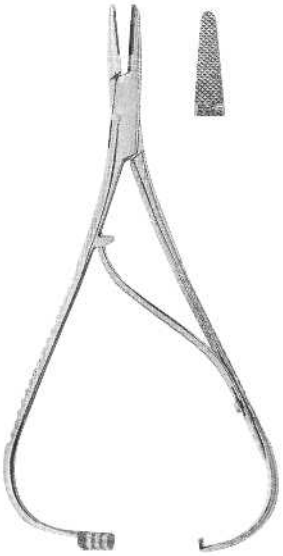

2241
Mathieu
14 cm

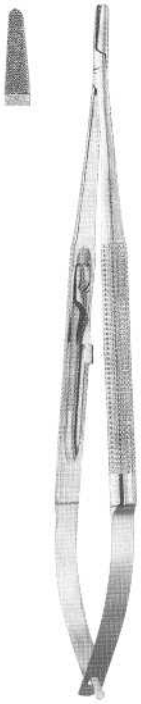

2242
Micro-Barraquer
18 cm

Needle Holders & Stainless Steel Saliva Ejectors



The tips have tungsten carbide inserts for better handling.

2243
Mathieu
17 cm

2244
Mathieu
17 cm



2245
Micro-Barraquer
14 cm

2246
Castroviejo
13 cm

2247
Castroviejo-Barraquer
13 cm

2248
Castrpviejo
13 cm

2249
Castrpviejo
13 cm



2251
18.03mm,cm

2252
18.04mm,cm

2253
18.05mm,cm

2254
Fig.12FR
Fraizer
15.04mm,cm

2255
Fig.10FR
Fraizer
15.03,3mm,cm

2256
Fig.8FR
Fraizer
15.02,7mm,cm

2250
Fig.6FR
Fraizer
15.02mm,cm

Water Syringes

2303

Sparrel Barrel with plunger suitable for syringes

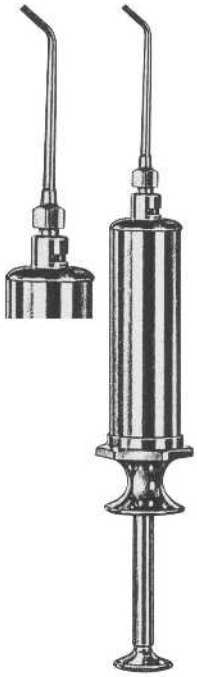

2300

Water Syringe complete with 1 cannula (Lure-Lock)

2301

Water Syringe complete with 1 cannula (Lure-Lock)

2302

Metal water syringe, self-filling, with 1 cannula (Lure-Lock)

2304

Cannula, only, with Luer-Lock connector suitable for syringes

Syringes, Rulers, Band Adaptor, Position Gauge



2305
Aspirating Syringe



2306
Position Gauge



2307
Breech Loading Syringe



2308
Aspirating & Breech Syringe

2309
Band Adaptor



2310
Endo Finger Ruler
With Adjustable Slide



2311
Aspiraing Syringe

Dental Syringes

2312

2313

2314

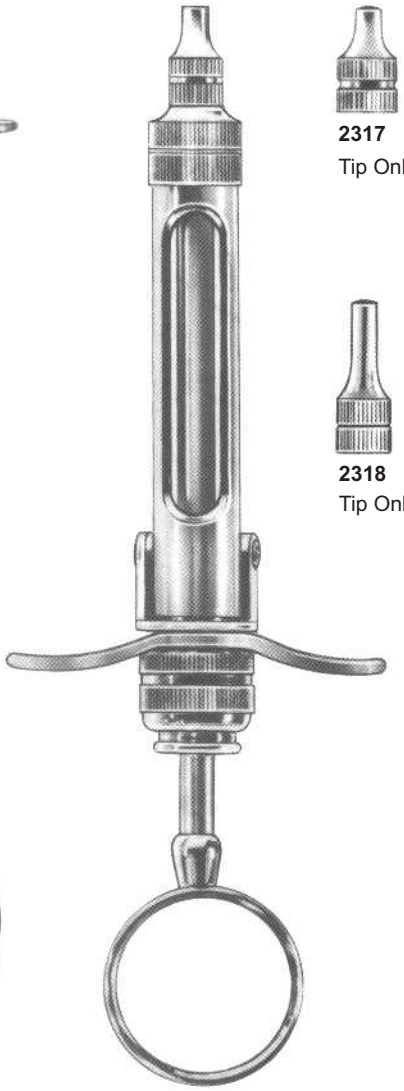

2317
Tip Only, short

2318
Tip Only, long

2319

2320

2315 1,8 ml
2316 2,2 ml

Cartridge Syringe complete
With 2 tips and without needles

2321

Intra-Ligamental Syringes & Dental Syringes

2322
Cork screw tip

2323
Cork screw tip

2324
Folding type, cork screw tip

2325
Folding type, cork screw tip

2326

2330
Autoclavable Plastic Protection sleeve

2327
Cork screw tip

2328
Spare cap with metric thread

2329
With Whitworth thread

2331
Brass syringe with stainless steel moving parts



2332
Brass syringe with stainless steel moving parts

Dental Tweezers

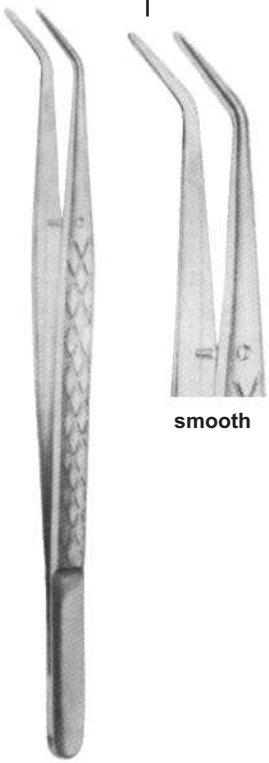

smooth

2400
College
15 cm

serrated

2401
College
15 cm

smooth

2402
College
15 cm

serrated

2403
College
15 cm

smooth

2404
College
15 cm

serrated

2405
College
15 cm

smooth

2406
College
15 cm

serrated

2407
College
15 cm

Dental Tweezers



smooth

2408
Meriam
16 cm

serrated

2409
Meriam
16 cm

smooth

2410
Meriam
16 cm

serrated

2411
Meriam
16 cm

smooth

2412
Meriam
16 cm

serrated

2413
Meriam
16 cm

smooth

2414
Meriam
16 cm

serrated

2415
Meriam
16 cm

Dental Tweezers



2416
College
14.5 cm, 5 3/4”

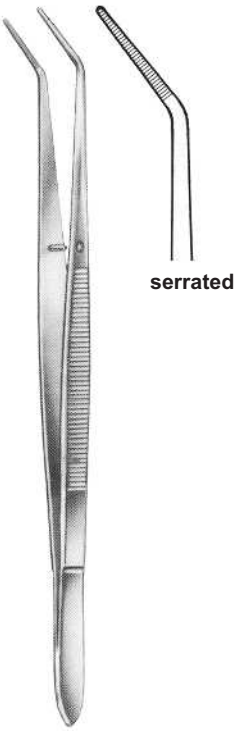

2417
Flagg
16 cm, 6 1/4”

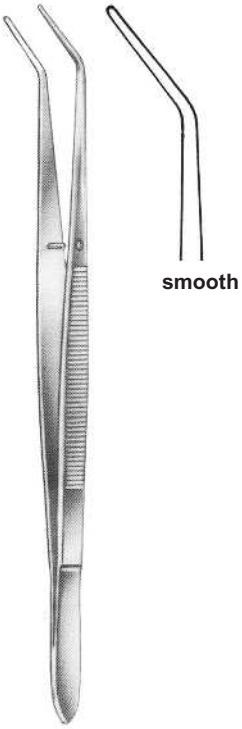

2418
Flagg
16 cm, 6 1/4”



2419
Landgraf
15 cm, 6”



2420
15,5 cm, 6 1/8”

2421
15.5 cm, 6 1/8”

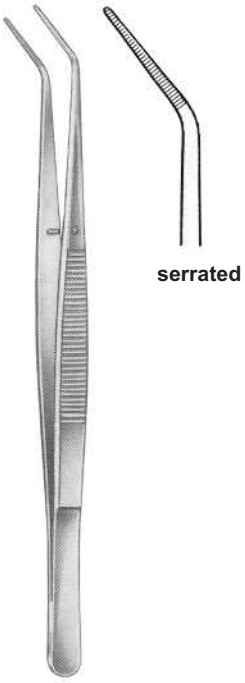

2422
London-College
15 cm, 6”

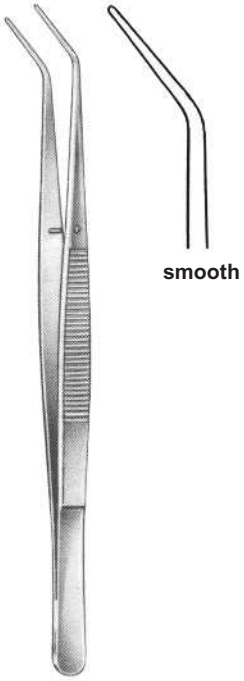

2423
London-College
15 cm, 6”

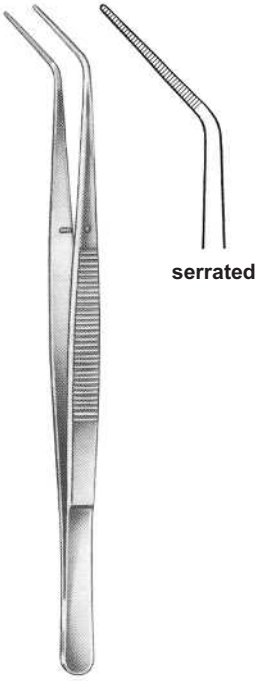

2424
London-College
15 cm, 6”

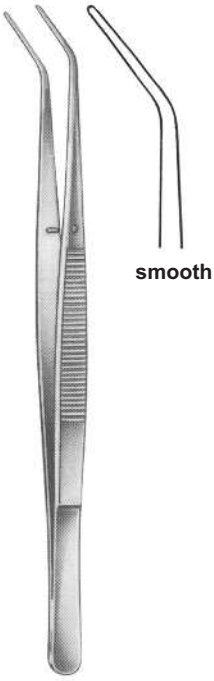

2425
London-College
15 cm, 6”

2426
CK1
15 cm, 6”



2427
CK2
15 cm, 6”

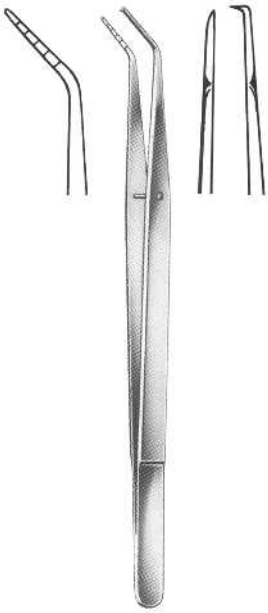

2428
GF2
16 cm, 6 1/4”

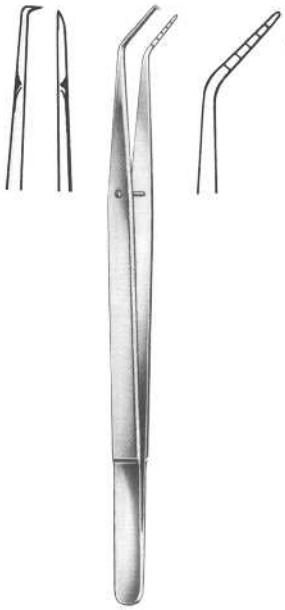

2429
Gf1
16 cm, 6 1/4”

2430
Kopp
15.5 cm, 6 1/8

2431
Kopp
15.5 cm, 6 1/8

2432
15 cm, 6”

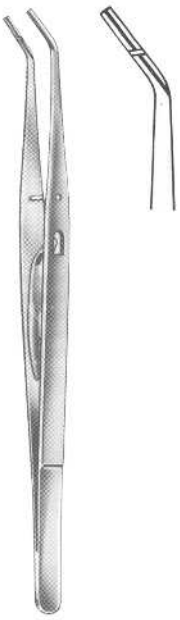

2433
16.5 cm, 6 1/2”



2434
15.5 cm, 6 1/8”

2435
15.5 cm, 6 1/8”

2436
London-College
15 cm, 6”

2437
London-College
15 cm, 6”

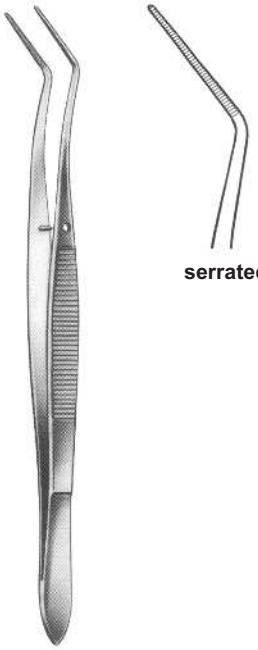

2438
Meriam
16 cm, 6 1/4”

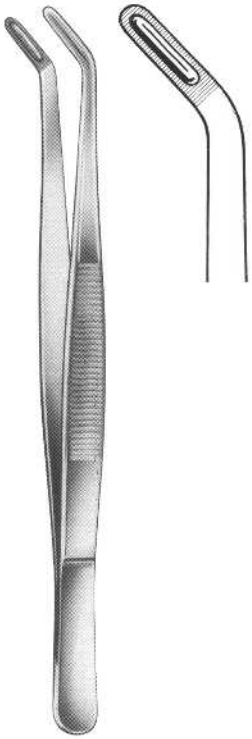

2439
Allen
18 cm, 7 1/8”



2440
Albrecht
16 cm, 6 1/4”



2441
Albrecht
16 cm, 6 1/4”

2442
16 cm, 6 1/4”



2443
16 cm, 6 1/4”

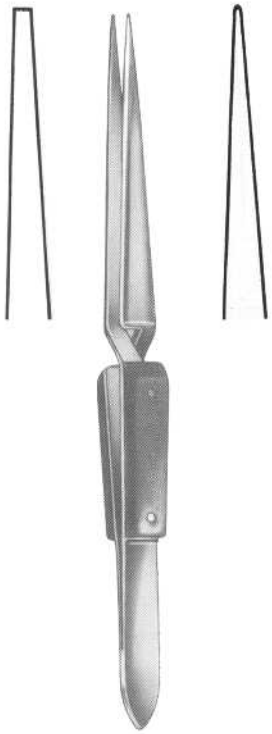

2444
16 cm, 6 1/4”

Rubber Dam Clamp Forceps

RUBBER DAM FRAME

2500
Young
105x95 Inox

2501
Ivory
160 mm

2502
Ainsworth
170 mm

2503
Ainsworth
170 mm

2504
Mershan
140 mm

CLAMPS (PLIERS)

2505
Irory light weight
170 mm

2506
Brewer
175 mm

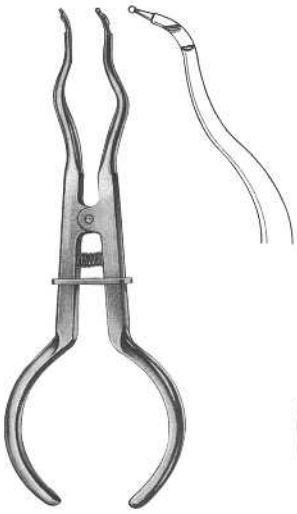

2507
Brewer
175 mm

2508
White
175 mm

2509
Ivory
170 mm

Rubber Dam Clamps

Anterior

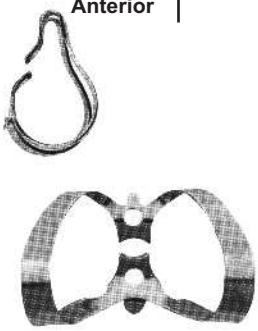

2510 - 9
Winged
Labial Clamp

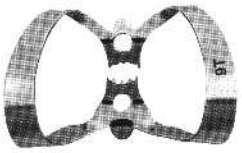

2511 - 9T
Winged
Edged Labial Clamp

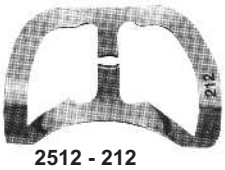

2512 - 212
Winged
Cervical Clamp

2513 - 210
Winged
Labial Clamp

Premolars

2514 - 00
Winged

2515 - 0
Winged

2516 - WO
Wingless

For Small Teeth, Elongated or With Narrow Collars

2517 - 1
Winged

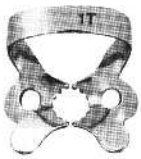

2518 - 1T
Winged

2519 - W1
Wingless

For General Use With Adjustable Jaws According To Gingival Line Shapes

2520 - 2A
Winged

2521 - 2AT
Edged, Winged

2522 - W2A
Wingless

For Premolars, With Elongated Collar

2523 - 2
Winged

2524 - 2T
Edged, Winged

2525 - W2
Wingless

For Premolars, With Elongated Collar

2526 - 29
Wingless

2527 - 60
Wingless

Rubber Dam Clamps



2528 - 3
Winged

2529 - W3
Wingless

For Small Lower Molars



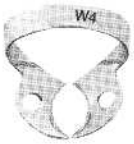

2530 - 4
Winged

2531 - W4
Wingless

For Small Lower Molars With Round clamps

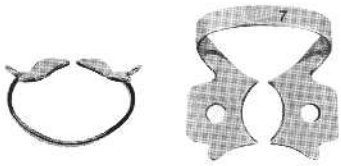

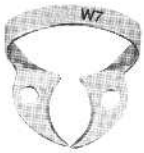

2532 - 7
Winged

2533 - W7
Wingless

For Square Lower Molars



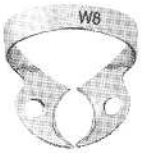

2534 - 8
Winged

2535 - W8
Wingless

For Round Upper Molars

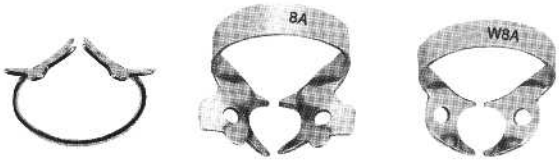

2536 - 8A
Winged

2537 - W8A
Wingless

For Molar Roots

2538 - 12A
Winged

2539 - 13A
Wingless

For Partially Broken Molars

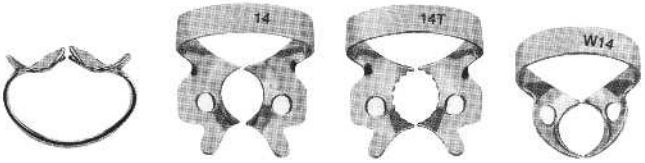

2540 - 14
Winged

2541 - 14T
Edged Winged

2542 - W14
Wingless

2543 - 14A
Winged

2544 - W14A
Wingless

For Round Molars, Partially Broken, Undersized or Inclined

2545 - 26
Wingless

2246 - 51
Wingless

2547 - 202
Winged

2548 - 205
Winged

Matrix Retainers and Matrix Bands

2600
Ivory
63mm

2601-1
Tofflemire-Universal

2602-2
Tofflemire-Junior

2603-3
Tofflemire-Senior

2604-5
Ivory 8
5 mm

2605-6
Ivory 8
6 mm

2606
Ivory 8
7 mm

2607
Ivory 8 N

2608
Didner 8 P

2610-7

2611-8

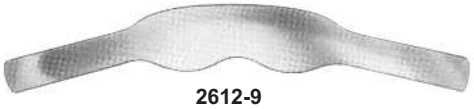

2612-9

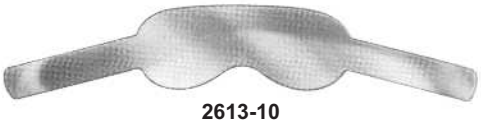

2613-10

For Molars and Premolars

2614-11

2615-12

2616-13

1750-5 mm x 100 cm
1750-6 mm x 100 cm
1750-7 mm x 100 cm

2609

2617
Molar
Fig 7



2618
Molar
Fig 8

2619
Molar
Fig 9

2620
Molar
Fig 10

2621
Tofflemire

2622
Tofflemire

2623
Tofflemire

2624
Bicuspids

2625
Bicuspids

2626
Bicuspids

2627
Bicuspids

2628
Bicuspids

2629
Bicuspids

2633

2630
Molar

2631
Molar

2632
Molars

Dental Crown Removers

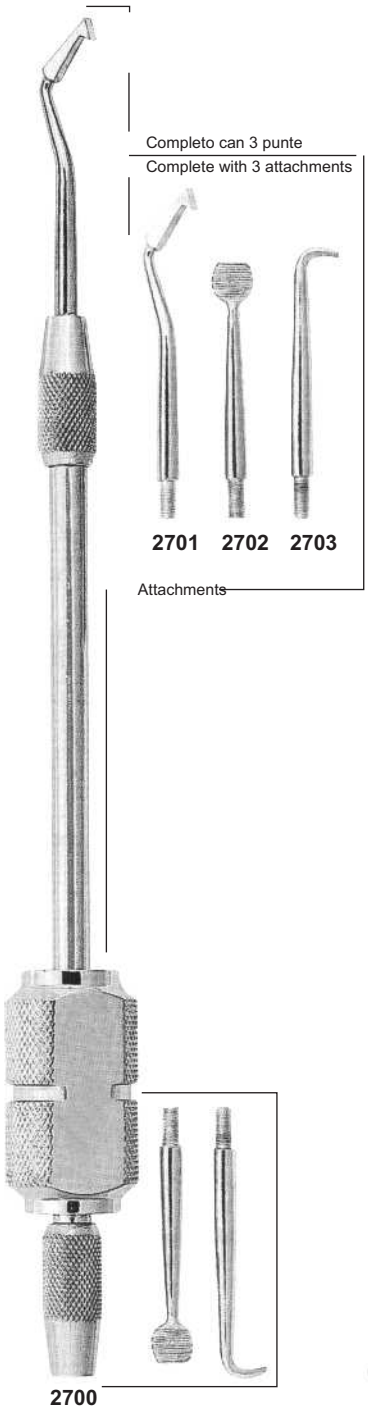

2700

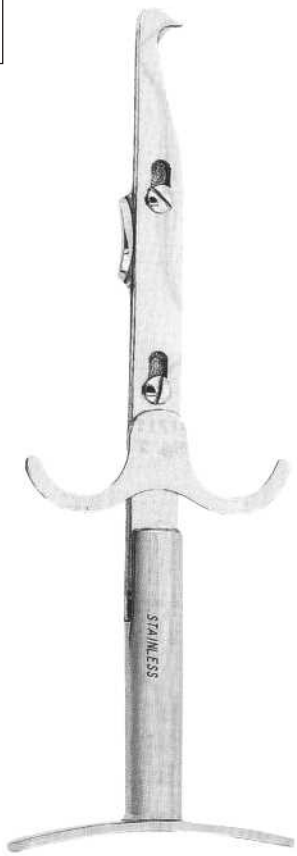

2704
Crowm Spreader, Crown Remove. Special instrument for crown spreading after separating,simple and safe operation.

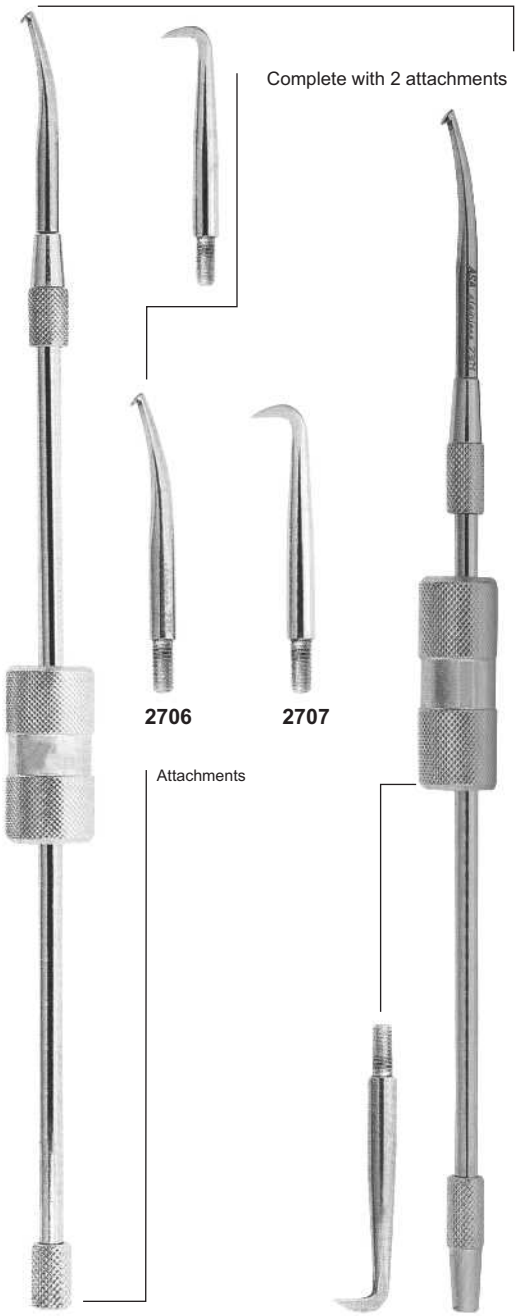

2705

2708

Dental Crown Removers, Scissors, Forceps, Amalgum Guns & Carriers

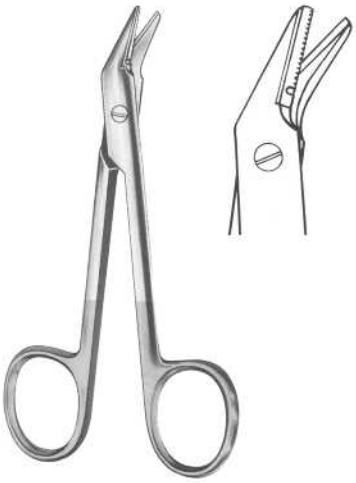

Universal "HM"
12 cm,4 3/4"

2709

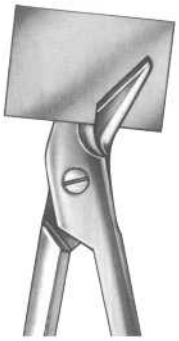

2710

2711
Beebee
10,5 cm,4 1/8"

2712
Mershon

2713
Morell

2714
Morell

2715
Morell

2716
Morell

2717
Treymann

2718
Automatic Crown Remover
With 2 Points

2719

2720

Amalgum Guns and Carriers

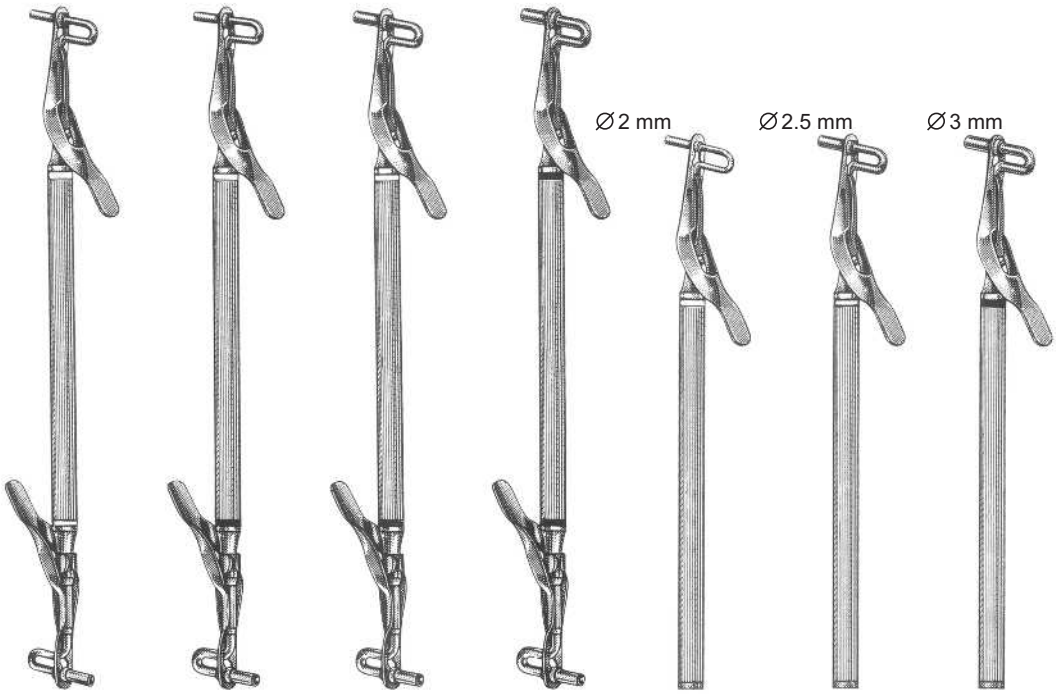

2800
Medium-Large
20 cm

2801
Medium-Jumbo
20 cm

2802
Large-Jumbo
20 cm

2803
Jumbo-Jumbo
20 cm

2804
Medium
15.5 cm

2805
Large
15.5 cm

2806
Jumbo
15.5 cm

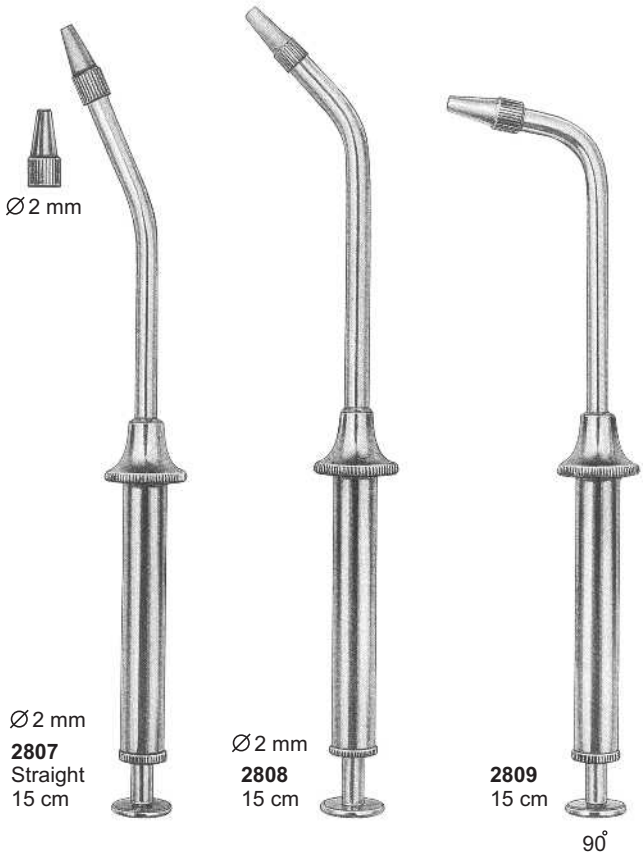

2807
Straight
15 cm

2808
15 cm

2809
15 cm



2810
Amalgam Well
Non Skid Base
Ø 3.5 mm

Copper Ring Romoving Pliers, Paper Articulater Forceps

Copper ring removing pliers

2900
Bohm
11,5 cm

2901
Bohm
14,5 cm

2902
Furrer
16 cm

2903
Furrer
16 cm

2904
Miller
15 cm

2905
Miller
15 cm

2906
Kelly
14 cm

2907
Halstead-Mosquito
12 cm

2908
Micro-Mosquito
10 cm

Rongeurs

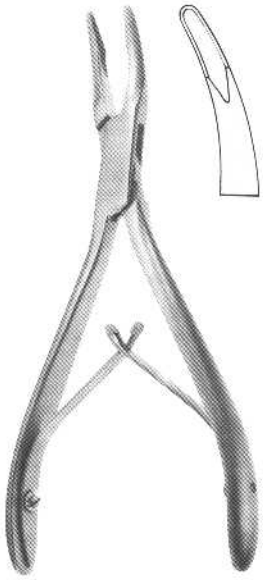

3000
Friedmann
14 cm, 5 1/2”

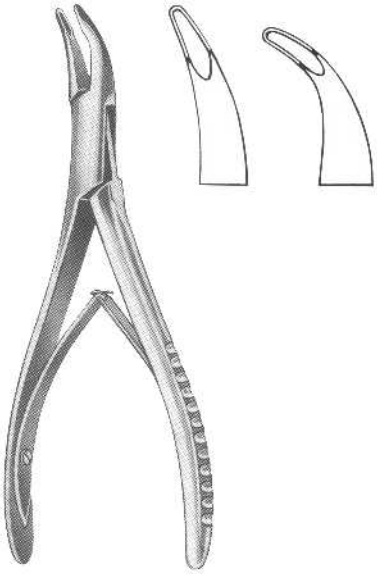

3001
14 cm, 5 1/2”

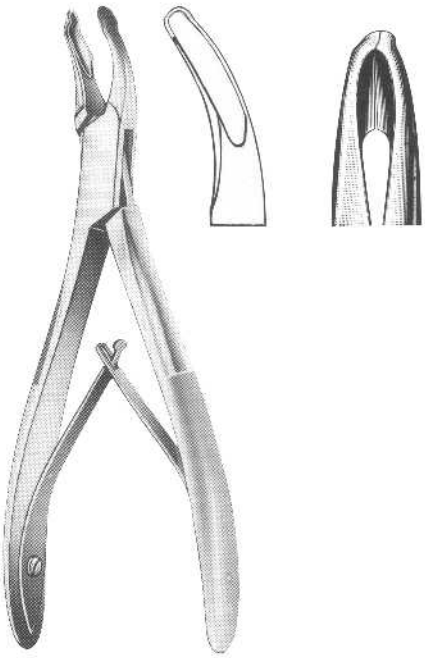

3002
Mead
14 cm, 5 1/2”

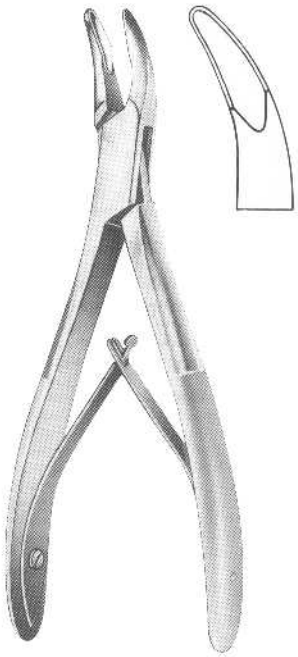

3003
Mead
14 cm, 5 1/2”

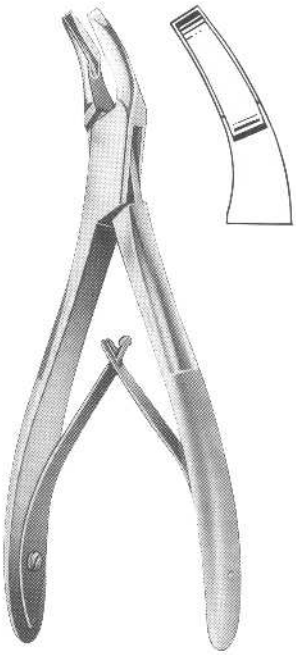

3004
Mead
17 cm, 6 3/4”

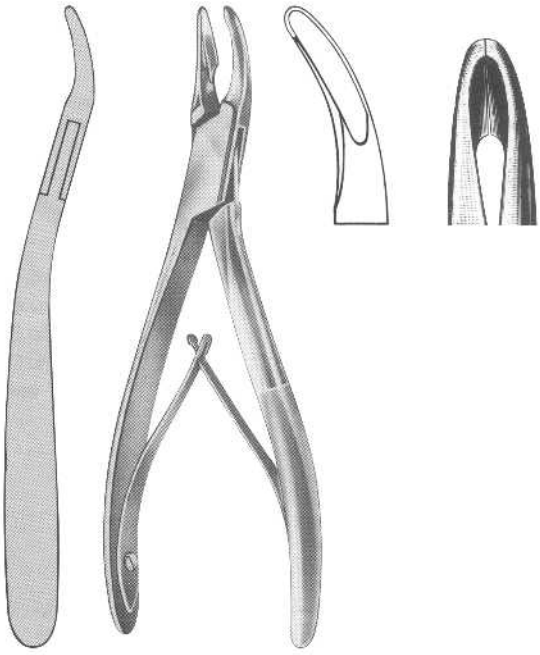

3005
Schell
17 cm, 6 3/4”

Bone Rongeurs

3006
Luer
15 cm

3007
Friedman
14 cm

3008
Mini Friedman
12 cm

3009
Goldman-Fax
10 cm

3010
Blumenthal
15 cm

3011
Blumenthal 45
14,5 cm

3012
Blumenthal 90
14 cm



3013
Bohler
15 cm

3014
Kerrison
15 cm

Rongeurs

3015
Blumenthal
16 cm, 6 1/4"

3016
Blumenthal
16 cm, 6 1/4"

3017
Blumenthal
16 cm, 6 1/4"

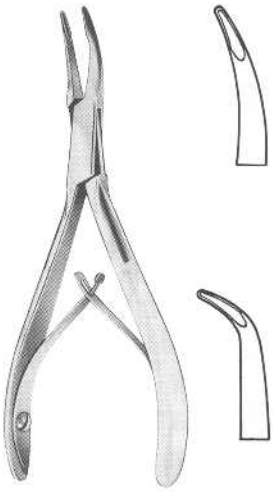

3018
Kleinert-Kutz
14 cm, 5 1/2"

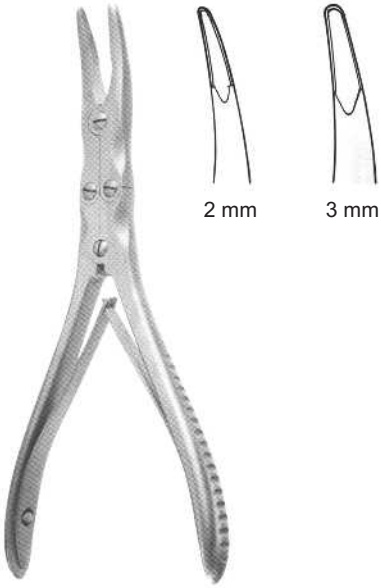

3019
Ruskin-Mini
15 cm

3020
Beyer
18 cm, 7 1/8"

3021
Zaufal-Jansen
18 cm, 7 1/8"

Rongeurs

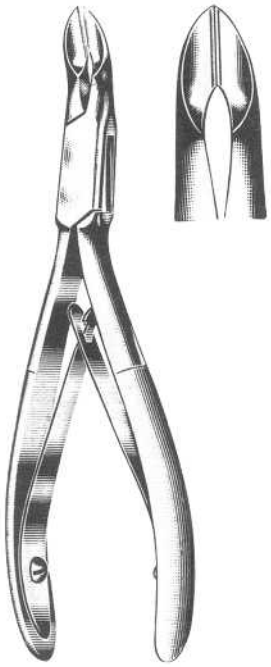

3022
Niro
No. 5 S,14 cm, 5 1/2"

3023
Cleveland
No. 5 S,17 cm, 6 3/4"

3024
No.18, 15 cm, 6"



3025
Cleveland
16 cm, 6 1/4"

3026
Gardner
16 cm, 6 1/4"

3027
Liston-mini
15 cm, 6"

Bone Elevators

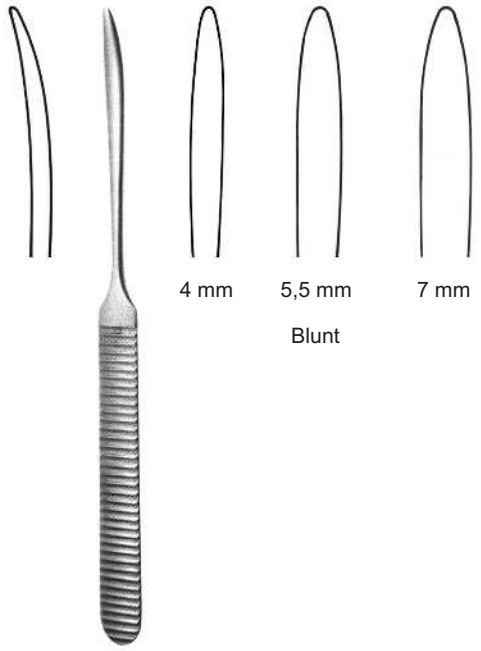

3100
Williger
16 cm, 6 1/4"

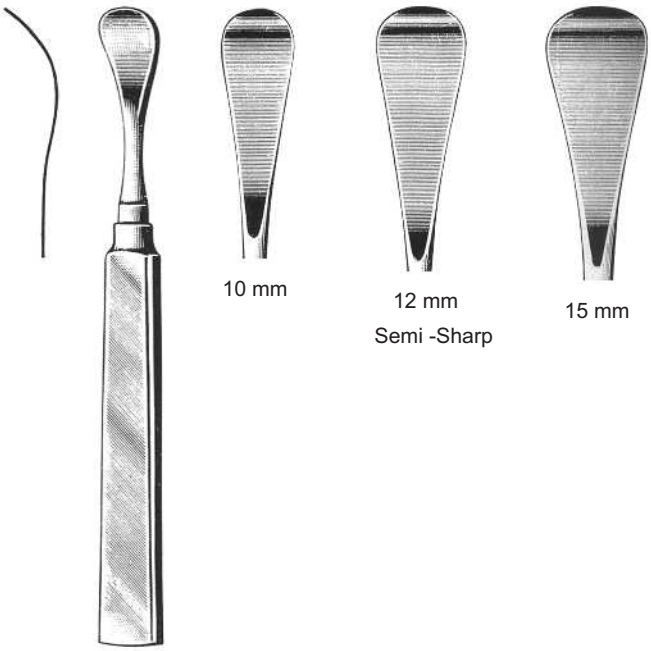

3101
Henahan
17 cm, 6 3/4"



3102
Freer
19 cm, 7 1/2"

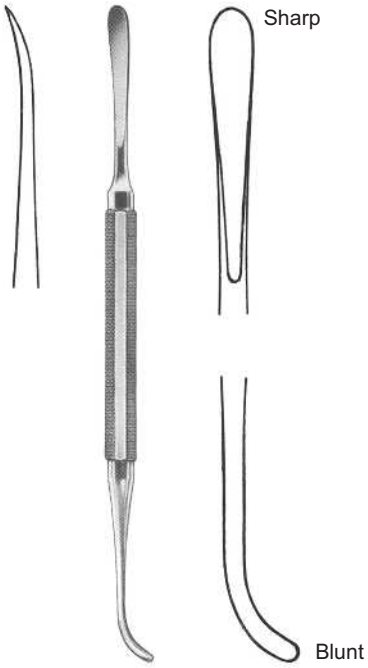

3103
Bennet
17 cm, 6 3/4"

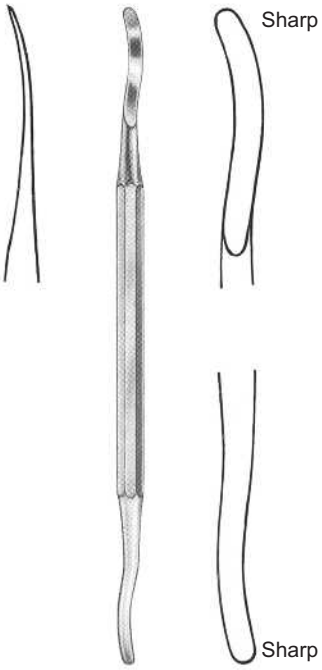

3104
Seldin
19 cm, 7 1/2"

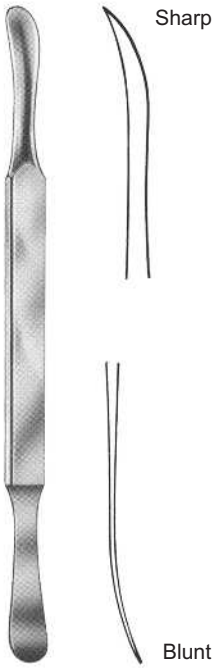

3105
Seldin
19,5 cm, 7 3/4"

Bone Files and Chisels

Buckley
15 cm, 6”

3106
No.1
3mm

3107
No. 2
4mm

3108
No. 3
5mm

3109
No. 4
4mm

3110
No. 5
4mm

3111
Killian
16 cm, 6 1/4" 5 mm

3112
Killian-Claus
16 cm, 6 1/4" 5 mm

Obwegeser

3113
2,5 mm

3114
4 mm



3115
Miller
No.10C



3116
Miller
No.11C



3117
Miller
No.12C



3118
Miller
No.13C

Pinze per formare loops
Loops forming pliers

3200
Adams

Adams pliers for bending wiees up to 0,7mm. (.28”).



3201
Adams

Adams pliers for bending wiees up to 0,7mm. (.28”).



3202
Adams

Tweed loop forming pliers. For forming loop in wires up to 0,56 mm. (.22”).

3203
Adams
Aderer three jaws bending pliers.For wires up to 0,7 mm. (28”).

3204
Adams
Aderer three jaws bending pliers.For wires upto 0,7 mm. (28”).

Ligature Cutter Pliers

3205

Micro-miniature light wire cutter. It cuts soft ligature wires. For use in caso of limited access. Caution: maximum cutting capacity: soft ligature wire up to 0,30 mm. (.012”).

3206

Wire cutter. For ligature wires and pins. It is strong enough to bend archwire ends after distal cutting. Maximum cutting capacity up to 0,56 x 0,7 mm. (.022” x .028”).



3207

Wire cutter. For ligature wires and pins. It is strong enough to bend archwire ends after distal cutting. Maximum cutting capacity: up to 0,9 mm. (.036”).



3208

Wire cutter. For ligature wires and pins. It is strong enough to bend archwire ends after distal cutting. Maximum cutting capacity: up to 1,5 mm. (.044”).

Pinze per formare laboratorio
Laboratory pliers

3210

Bending wires up to 0,7 mm. (.028”).

3211

Bending wires up to 0,7 mm. (.028”).

3209

Flat nose pliers with smooth beaks for bending wires up to 0,7 mm. (.028”).

3212

Bending wires up to 0,7 mm. (.028”).

3213
Nance

Nance loop closing pliers,for bending of stop loops and special for Adams' clasps. Wires uo to 0,7 mm. (.028").

3214
Nance

Universal pliers for bending wires up to 0,9 mm. (.035") or cutting up to 0,7 mm. (.028").



3215

Stainless steel pliers tray standard dimensions

3216
Universal

Universal pin raughering, cutting and bending pliers. Forwires uo to 0,9 mm. (.035"). Will cut wires up to 0,7 mm. (.028").

Utility and specialty pliers

3217
Reynolds

Reynolds contouring pliers.

3218
Reynolds

Lingual arch pliers used to form double and triple back bends in 0,7 mm. (.028”) or 0,9 mm. (.035”) wire for insertion in lingual sheaths.

3219
Weingart

Weingart pliers with serrated points.



3220
De La Rosa

De La Rosa arch forming pliers. Designed to form and contour arch wires on round or rectangular wire. The beak has grooves of 0,4 mm (.016”), 0,46 mm (.018”) and 0,56 mm (.022”).

3221
De La Rosa

Arch forming pliers with a non grooved contouring surface the forming of precise arches.

Loop formare pliers

3222
Waldsachs

Waldsachs universal pliers for bending wires up to 1,0 mm. (.039”) or cutting up to 0,7 mm. (.028”).

3223

Round and Concave pliers for loop forming and bending of thin round and square wires up to 0,5 mm. (.020”).

3224
Tweed

Tweed loop Forming Pliers. For round or rectangular wires up to 0,56 x 0,7 mm. (.022” x .028”). Replaceable cylindrical beak with three
sizes: 1,15 mm. (.045), 1,50 mm. (.059”), 1,90 mm. (.075”). Concave beak with slight parallel serrations, to keep the wire in proper position.

3225
Tweed

Tweed Loop Forming Pliers. For making perfect Omega Loops with round or rectangular wires up to 0,56 x 0,7 mm. (.022” x .028”). The concave beack is exactly the same as pliers 5809-1

3226
Tweed

Single diameter loop forming pliers. Wire up to 0,56 x 0,7 mm.(.022” x 0.28”). Replaceable concave beak has only one diameter section of 1,50 mm. (.059”).

Distal end cutters

3227

Distal end cutter -safety hold- a precision cutter designed for distal arch cutting in the patient's mouth. It cuts hard wires end holds the loose distal end preventing any damaging of oral tissue. Maximum cutting capacity rectangular wires up to 0,56 x 0,7 mm. (.022" x .020").

3228

Micro- distal end cutter - safety hold-. Similar to 3227

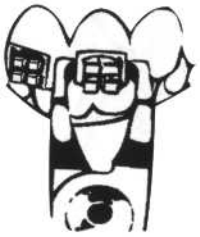

D.B. brachet remover pliers

3229

Direct bonding bracket remover (wide). The removal grip firmly for easy incisal-gingival (vertical) use or, if needed, for mesial-distal (horizontal) use with the same ease.

3230

Direct bond attachment remover (angled). For removing all bonded attachments. May be used mesial-distal-horizontal) or incisal-gingival (vertical) in anterior areas. Angled perfectly for easy access to difficult posterior areas.

Bird beack pliers

3231

Wire bending pliers. For wires up to 0,9 mm. (.036”).



3232

Bird Beak Angle pliers for bending round, square or rectangular wire up to 0,7 mm. (.028”).

3233

Double roundded jaw wire bending pliers. For wires up to 0,7 mm.(.028”).

3234

Bird beak pliers for bending round, square or rectangular wire up to 0,7 mm. (.028”). With cutter.



3235

Double rounded jaw wire bending pliers. For wires up to 0,7 mm. (.028”).

Pliers For Orthodontics and Prosthetics

3236
USA Model
125 mm

3237
Waldron
125 mm

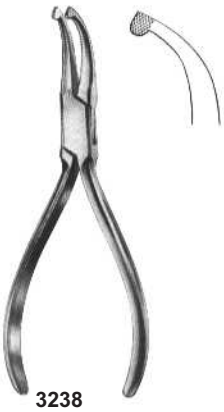

3238
How
140 mm

3239
How
145 mm

3240
Adams
125 mm

3241
Angle
125 mm

3242
young
130 mm

3243
Nance
130 mm

3244
Weingart
140 mm

3245
Johnson
130 mm

3246
Mc Kellops
155 mm

3247
Universal
150 mm

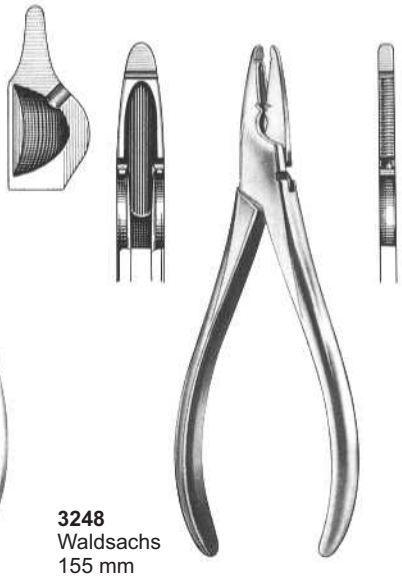

3248
Waldsachs
155 mm

3249
Aderer
125 mm

3250
Nance
130 mm

Pliers For Orthodontics and Prosthetics

3251
Langenbeck
140 mm

3252
Langenbeck
130 mm

3253
Langenbeck
130 mm

3254
Peeso
125 mm

3255
Goslee
125 mm

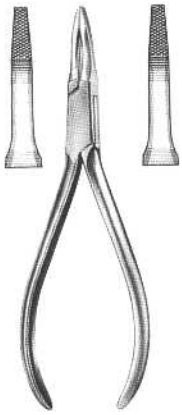

3256
Fischer
140 mm

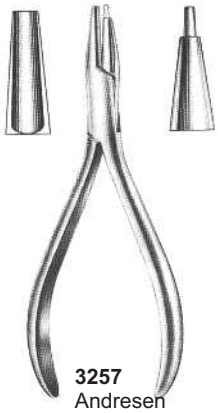

3257
Andresen
130 mm

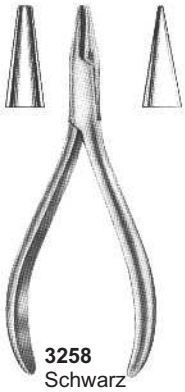

3258
Schwarz
130 mm

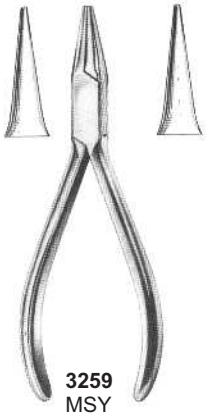

3259
MSY
130 mm

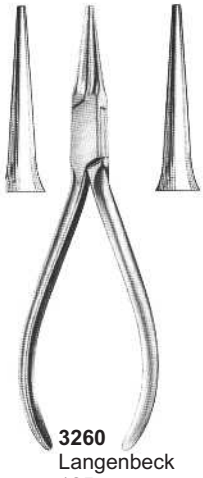

3260
Langenbeck
125 mm

3262

3263

3264

3265

3266

3267

3268

Pliers For Orthodontics and Prosthetics

3269

3270


3271

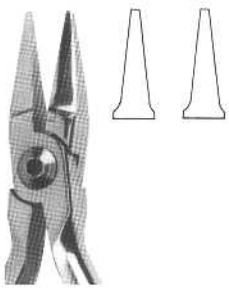
3272

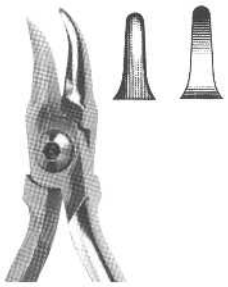
3273

3274

3275

3276

3277

3278

3279

3280

3281

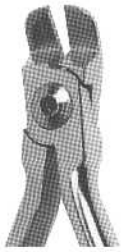
3282

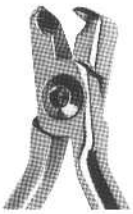
3283

3284

3285

3286

Stainless Steel Impression Trays

All Impression Trays Upper & Lower Type are available in S, M, L & XL Sizes

3300
"HYDRO-LOCK" stainless steel water-cooled impression trays with retention rim.

3301
"HYDRO-LOCK" stainless steel water-cooled impression trays with retention rim.

3302
"NEW SUPER" stainless steel impression trays with retention rim.

3303
"NEW SUPER" stainless steel impression trays with retention rim.

3304
"ANATOMIC" solid regular stainless steel impression trays without retention rim.

3305
"ANATOMIC" solid regular stainless steel impression trays without retention rim.

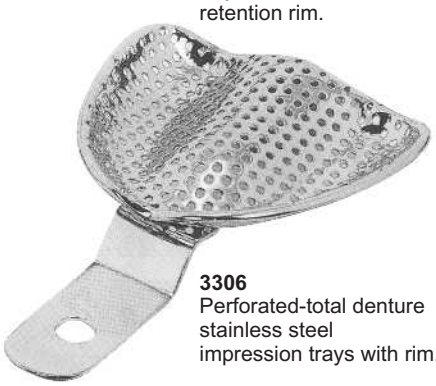

3306
Perforated-total denture stainless steel impression trays with rim.

3307
Perforated-total denture stainless steel impression trays with rim.

Stainless Steel Impression Trays

All Impression Trays Upper & Lower Type are available in S, M, L & XL Sizes

3308
"PERMA-LOCK" solid regular stainless steel impression trays with retention rim.

3309
"PERMA-LOCK" solid regular stainless steel impression trays with retention rim.

3310

3311

3312

3313

3314

3315

3316
Set of six

PACKINGS

3317
Set of Eight

3318
Solid stainless steel anterior depressed impression trays with retention rim.

3319

3320

3321

3322

3323

3324

3325
Solid stainless steel anterior depressed impression trays with retention rim.

Stainless Steel Impression Trays

All Impression Trays Upper & Lower Type are available in S, M, L & XL Sizes

3326
Fig. 0 per bambini - for children

3327
For narrow toothed upper jaws

3328
Fig. 0 per bambini - for children

3329
For partially toothed upper jaws

3330
For partially toothed lower jaws

3331
For edentulous upper jaws

3332
For edentulous lower jaws

Stainless Steel Impression Trays

All Impression Trays Upper & Lower Type are available in S, M, L & XL Sizes

3333
Solid total denture stainless steel impression tray with rim.

3334
Solid total denture stainless steel impression tray with rim.

3335
"PERMA-LOCK" perforated regular stainless steel impression trays with retention rim.

3336
"PERMA-LOCK" perforated regular stainless steel impression trays with retention rim.

3341 **3342** **3343**

3337 **3338** **3339** **3340**
Perforated stainless steel anterior depressed impression trays with retention rim.

3344
Perforated stainless steel anterior depressed impression trays with retention rim.



3345
Perforated stainless steel impression trays without retention rim for complete denture.

3346
Perforated stainless steel impression trays without retention rim for complete denture.

Articulators



3400

3401

3402

3403

3404

3405

3406

3407

3408

3409

3500
ENDODONTIC BOX

3501
STERLIZING BOX
Available in dif. sizes
17x17x3 cm
20x10x4 cm
25x12x6 cm
30x14x6 cm

3502
ENDO TRAY BOX

3503
COTTON DISPENSER

3504
ALCOHOL LAMP

Sterlizing Drums

3505

3506

3507

Sterlizing Boxes

3508

3509

3510

Sterlizing Boxes

3511

3512

3513

3514

FORCEP AND THERMOMETER JARS

3515

3516

COTTON DISPENSER

3517
IRRIGATOR(Douch can)

3518
MEASURING JUG

3519
KIDNEY TRAY

3520
FORCEP JAR

3521
GALLIPOT WITH & WITHOUT LID

3522
SPITTEN MUG

3523
SPIRIT LAMP

3524
Perforated Tray

3525
Perforated Base

3526
Solid Base

3527
Instruments Tray

3528
Instruments Tray

3529
Instruments Tray
(Perforated)

3530
Instruments Tray Shallow
(Mayo)

3531
Scalers Tray

3532
Cathetar Tray